

# Zing

PRODUCT CATALOG

## SUPINE TO PRONE IN ONE MOTION



EasyStand*li*

# Zing

MPS, Supine, MPS TT(Tilt Table),  
Supine TT(Tilt Table), Vertical, & Prone

The Zing line of multi and single position standers were designed to fit the widest range of children and accommodate positioning challenges few others can. The Zing line features independent leg abduction up to 30 degrees on each model. The units can be configured simply, with padded strapping system to ease transfers and aid multi-user environments. But when required, individual positioning and support components can be added.



Zing Vertical-Size 1

# The Zing

## True Multi-Position Stander

- The MPS base allows three positions without changing pads, flipping foot plates or moving the tray
- Provides a smooth transition from a flat-to-load transfer to supine, vertical and 20 degrees prone
- Frame will only go supine and upright with Prone Position Lockout engaged

## True Hip Pivot Leg Abduction

- Pivot points are in line with the hips, promoting proper alignment in the hips, knees and feet
- Feet maintain the angle with the rest of the legs - no wedges needed
- No need for abduction pad/pommel due to the innovative design
- Up to 30 degrees of abduction per leg
- Promotes musculoskeletal development for children during critical growth years

## Plenty of Growth

- **Size 1:** Fits children from infancy to 44", and up to 70lbs
- **Size 2:** Fits children from 40-60", and up to 154lbs
- Can easily grow with the child and adapt to their changing needs
- Many supports, pads and straps are available in multiple sizes

## Remarkably Modular

- Can be configured as a simple stander or fit a child with the most complex needs
- Designed to grow with the child – options can be added as needed
- Great for a multi-user facility or school

# Advantage

## Multi-Use Tray

- The MPS, Supine, MPS TT and Supine TT feature a multi-use tray that is angle adjustable and swings away either direction
- Tray can remain attached during transfers
- More activities are possible by swinging tray away during standing therapy

## Unique Lift Mechanisms

- Dual controls are available allowing angle adjustment by foot pedal or hand control
- Gas Spring Lockout prevents an inadvertent change of position, especially important when around other children
- The Pow'r Up Lift option on Size 2 brings the user to the standing position with the touch of a button

## Accommodating Contractures

- No special modifications are needed to accommodate children with contractures
- Using the multi-adjustable foot plates, multi-adjustable knee pads, and the independent calf pads, it is possible to adjust for contractures in one or both sides

## Easy Adjustment

- Tool-free adjustment of all components
- Every adjustment can be made with a simple turn of a knob or ratchet handle



Zing MPS-Size 1



Zing Prone-Size 1



# Zing

MPS, Supine, MPS TT(Tilt Table),  
Supine TT(Tilt Table), Vertical, & Prone

## SUPINE TO PRONE

MPS Models Size 1 and Size 2



Supine Lying



Supine



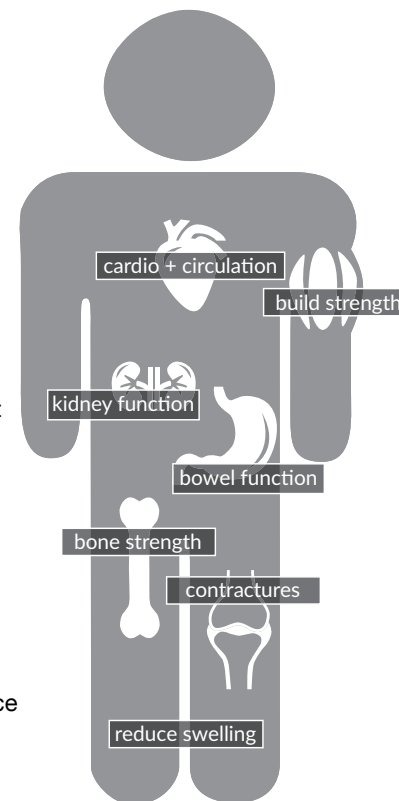
Vertical



Prone

### Health Benefits

- Improve/maintain range of motion
- Decrease joint/muscle contractures
- Management of atrophy in the trunk and leg muscles
- Improve strength to trunk and lower extremities
- Decrease muscle spasms
- Promote proper muscle skeleton development
- Improve/maintain bone integrity/skeletal development
- Lessen/manage the progression of scoliosis
- Manage pressure (ulcers) through changing positions
- Improve bowel function and regularity
- Aid in kidney and bladder functions
- Strengthen cardiovascular system and build endurance
- Improve circulation
- Reduce swelling in lower extremities



Zing Prone-Size 1

## Hygienic Covers

- Available in 5 fun patterns for the pelvic, upper body, lateral, head and tray areas
- Prevents stander from getting soiled, especially during feeding
- Easily removed and washable



RAINBOW UNICORN



SEA CREATURES



FANCY PANTS ELEPHANTS



SPACE RACE



ALL SMILES ANIMALS


## Frame Colors



GREEN



PURPLE



WHITE



ORANGE



Zing MPS TT-Size 2



Zing MPS TT

# Zing-Size 1

MPS, Supine, MPS TT(Tilt Table),  
Supine TT(Tilt Table), Vertical, & Prone

## SIZE 1 SPECIFICATIONS

additional specifications at [easystand.com](http://easystand.com)



**MPS (Multi-Position Stander)**

The Zing MPS is the only multi-position stander that can seamlessly transition from supine to prone without having to transfer the child out and reposition foot plates, pads or trays.




**Supine**

The Zing Supine features a comfortable 32" transfer height and provides all the positioning and support features of the MPS, minus prone.



**MPS TT (Tilt Table)**

The Zing MPS TT is identical to the MPS from a positioning standpoint, but features larger, wider support pads and options for padded strapping, that can simplify transferring and securing children.



Zing Supine-Size 1

Weight Limit	70 lbs. (32kg)	70 lbs. (32kg)	70 lbs. (32kg)
Height Range	up to 44" (112cm)	up to 44" (112cm)	up to 44" (112cm)
Transfer Height	32"(81cm)	32" (81cm)	32" (81cm)
Pelvic Support to Foot Plate Range	7"-22" (18-56cm)	7"-22" (18-56cm)	7"-22" (18-56cm)
Upper Body Support Height Range	4" (10cm)	4" (10cm)	4" (10cm)
Knee Pad Depth Range	5" (13cm)	5" (13cm)	5" (13cm)
Weight of Basic Unit	55 lbs (25kg)	55 lbs (25kg)	55 lbs (25kg)
Frame Footprint	20"x28" (51x71cm)	20"x28" (51x71cm)	20"x28" (51x71cm)
30° Independent Leg Abduction	Available	Available	Available
Supine	0-90°	0-90°	0-90°
Prone	0°-20°	n/a	0°-20°
HPCPS	E0641	E0638	E0641
Positions	Supine, Vertical, Prone	Supine, Vertical	Supine, Vertical, Prone
Tray	Adjustable, Swing-Away	Adjustable, Swing-Away	Adjustable, Swing-Away
Support	Individual Positioning Components, Padded Strapping	Individual Positioning Components, Padded Strapping	Individual Positioning Components, Padded Strapping
Dual Control	Available	Available	Available
Gas Spring Lockout	Available	Available	Available
Transfer Aid	Flat-to-Load	Flat-to-Load	Flat-to-Load
Tool Free Adjustment	Yes	Yes	Yes





Supine TT (Tilt Table)



Vertical



Prone

The Zing Supine TT features the larger pads and padded strapping options of the MPS TT and positioning from flat to load supine to vertical.

The Zing Vertical is a single position stander that features a Padded Quick Strap to ease upright transfers. It's also one of the only vertical standers to offer anatomically correct independent leg abduction.

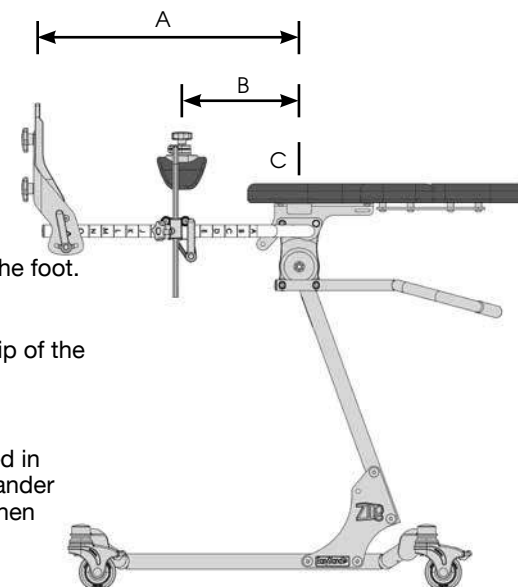
The Zing Prone is a single position stander but is one of the few to offer a flat-to-load transfer position at a comfortable height of 32". Prone positioning from 0-90 degrees.

70 lbs. (32kg)	70 lbs. (32kg)	70 lbs. (32kg)
up to 44" (112cm)	up to 44" (112cm)	up to 44" (112cm)
32" (81cm)	n/a	32" (81cm)
7"-22" (18-56cm)	7"-22" (18-56cm)	7"-22" (18-56cm)
4" (10cm)	4" (10cm)	4" (10cm)
5" (13cm)	5" (13cm)	5" (13cm)
55 lbs (25kg)	55 lbs (25kg)	55 lbs (25kg)
20"x28" (51x71cm)	20"x28" (51x71cm)	20"x28" (51x71cm)
Available	Available	Available
0-90°	n/a	n/a
n/a	n/a	0°-90°
E0638	E0638	E0638
Supine, Vertical	Vertical	Vertical, Prone
Adjustable, Swing-Away	Adjustable	Adjustable
Individual Positioning Components, Padded Strapping Available	Individual Positioning Components, Padded Strapping n/a	Individual Positioning Components, Padded Strapping Available
Available	n/a	Available
Flat-to-Load	n/a	Flat-to-Load
Yes	Yes	Yes



Zing MPS TT-Size 1

## FITTING THE ZING



**Foot Plate Height (A):**  
Measure the distance from the hip of the user to the bottom of the foot.

**Knee Pad Height (B):**  
Measure the distance from the hip of the user to center of the knee.

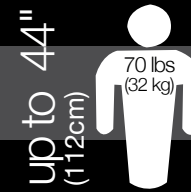
**Centering the Hip (C):**  
The user's hip should be centered in line with the pivot point of the stander ensuring proper hip alignment when using abduction, adjust support components up or down based hip position.

# Zing MPS (Multi-Position Stander)

## Zing Supine

### Size 1-Options

# Size 1



#### The MPS (multi-position stander) base includes:

- Four Swivel Locking Casters
- Foot Operated Gas Spring
- Mast Receiver with Prone Position Lockout

#### The Supine base includes:

- Four Swivel Locking Casters
- Foot Operated Gas Spring
- Mast Receiver



**PA5520 Zing MPS Base  
PA5522 Zing Supine Base**

Comes with four swivel locking casters, foot operated gas spring, mast receiver. MPS base comes with prone position lockout.



**PA5530 Mast**

Mast is the base for positioning options including foot plates, knee supports, pelvic supports, upper body supports and head supports.



**PA5532 Mast with Leg Abduction**

Mast is the base for support and positioning components and allows for 0-30° of independent leg abduction. Multi-adjustable knee pads and multi-adjustable foot plates required for leg abduction.



**PA5612 Dual Control**

Allows both foot and hand control of the gas spring lift. Push handle PA5594 required.



**PA5614 Gas Spring Lift Lockout**

Locks gas spring in any position from lying down to fully upright, supine and prone positions.



**PA5608 Directional Locking Caster**

Great for transporting stander. Directionally locks one caster while leaving the other three free to swivel.



**PA5536 Platform Foot Plate**

Adjustable in height. Foot holders and foot straps can be added for more precise positioning of the feet.



**PA5624, PA5626, PA5628  
Multi-Adjustable Foot Plates**

Foot plates are adjustable forward/aft +/- .75" (2cm) +extra 1.5" (3.8cm), plantar/dorsi +/- 20°, toe-in/toe-out, swivel 30° left/right, and in height. Foot holder sizes: PA5624-6"Lx3"W (15x8cm), PA5626-7.75"Lx3.25"W (20x8cm), PA5628-9.75"Lx4"W (25x10cm).



**PA5540, PA5542, PA5544  
Foot Holders for Platform Foot Plate**

Use with the platform foot plate, gives added positioning of users feet. Foot holder sizes: PA5540-6"Lx3"W (15x8cm), PA5542-7.75"Lx3.25"W (20x8cm), PA5544-9.75"Lx4"W (25x10cm).



**PA5546 Secure Foot Straps-8"L  
PT50082 Secure Foot Straps-10"L**

Velcro® and D-ring adjustment holds feet securely in place at ankles and toes with multiple attachment slots for proper foot positioning. Straps measured in length over top of foot, with approximately 1.5" (4cm) of Velcro® overlap.



**PA5548 Foot Straps-8"L  
PT50080 Foot Straps-10"L**

Velcro® and D-ring adjustment holds feet in alignment with multiple attachment slots for proper foot positioning. Straps measured in length over top of foot, with approximately 1.5" (4cm) of Velcro® overlap.



**PA5550 Calf/Knee Pad with Strap**

4"x10" (10x25cm) pad attached to a 2" (5cm) Velcro® belt with a D-Ring closure, provides calf/knee stability for user. Fits circumference up to 24" (61cm). Gives support from the back of the calf/knee. Adjustable in height and fore/aft.



**PA5556, PA5558, PA5729, PA5730  
Multi-Adjustable Knee Pads**

Multi-adjustable knee pads are adjustable in swivel, height +/- .75" (2cm), PA5556 inside width 2.5" (6cm), PA5558 inside width 3.25" (8cm), PA5729 inside width 4.25" (11cm) and PA5730 inside width 5" (13cm). With a depth range of 5" (13cm).



**PA5560 Multi-Adjustable Knee Pads 3.5"  
PA5678 Multi-Adjustable Calf Pads 4.5"**

Great for adapting to knee contractures. Gives support from the back of the calf. Adjustable in height with knee pad and fore/aft 4" (10cm) independently. Must order multi-adjustable knee pads.



**PA5562 Planar Pad-5"Hx7"W  
PA5564 Planar Pad-5"Hx9"W**

Cushioned pad covered with Neoprene®. Pad sizes: PA5562-5"Hx7"W (13x18cm), PA5564-5"Hx9"W (13x23cm).



**PA5566 Form to Fit Pad-5"Hx10"W  
PA5570 Form to Fit Pad-5"Hx12"W**

Form to fit pad can be custom fit to the user. Pad sizes: PA5566-5"Hx10"W (13x25cm) PA5570-5"Hx12"W (13x30cm). Not recommended with leg abduction mast.



**PA5574 Hip Supports**

Keeps the hips in symmetrical alignment. Adjustable from 6"-10" (15-25cm) with fore/aft 4" (10cm). Pad size is 3.5"x3.5" (9x9cm). For planar pads only.



**PA3011 Pelvic Positioning Belt**

2" (5cm) wide belt has a Velcro® belt with a D-Ring closure, provides hip stability for user. Fits circumference up to 24" (61cm).



**PA5610 Pelvic Padded Positioning Strap**

5"x8" (13x20cm) pad attached to a 2" (5cm) belt, Velcro® belt with a D-Ring closure. Fits circumference up to 24" (61cm).



**PA3028, PA3029 Hygienic Covers**

Washable slip on cover available in five different patterns. For planar pads PA5562 and PA5564.



**PA3030, PA3032 Hygienic Covers**

Washable slip on cover available in five different patterns. For form to fit pads PA5566 and PA5570.





**PA5562 Planar Pad-5"Hx7"W**  
**PA5564 Planar Pad-5"Hx9"W**  
 Cushioned pad covered with Neoprene®.  
 Pad sizes: PA5562-5"Hx7"W (13x18cm),  
 PA5564-5"Hx9"W (13x23cm).



**PA5616 Planar Pad-7"Hx7"W**  
**PA5618 Planar Pad-7"Hx9"W**  
 Cushioned pad covered with Neoprene®.  
 Pad sizes: PA5616-7"Hx7"W (18x18cm),  
 PA5618-7"Hx9"W (18x23cm).



**PA5568 Form to Fit Pad-5"Hx10"W**  
**PA5620 Form to Fit Pad-7"Hx10"W**  
 Form to fit pad with built in lateral support that  
 can be custom fit to the user. Pad size for  
 PA5568 is 5"Hx10"W (13x25cm) and PA5620  
 is 7"Hx10"W (18x25cm).



**PA5572 Form to Fit Pad-5"Hx12"W**  
**PA5622 Form to Fit Pad-7"Hx12"W**  
 Form to fit pad with built in lateral support that  
 can be custom fit to the user. Pad size for  
 PA5572 is 5"Hx12"W (13x30cm) and PA5622  
 is 7"Hx12"W (18x30cm).



**PA5576 Lateral Supports**  
 Keeps the upper torso in symmetrical  
 alignment. Adjustable from 7-11"  
 (18-28cm) with a 3.5" (9cm) height range.  
 Pad size is 3.5"Hx3.5"W (9x9cm). For  
 planar pads only.



**PA5578 Lateral Supports with Elbow Stop**  
 Works as a lateral support and elbow rest.  
 Great for the supine position. For planar  
 pads only.



**PA5580  
 Lateral Supports w/Elbow Stop/Arm Rest**  
 Works as a lateral support, elbow rest  
 and armrest. Great for the supine, upright  
 and prone position. For planar pads only.  
 Height and width adjustable.



**PA5630 Elbow Stop with Arm Rest**  
 Great for loading and bringing to upright.  
 Works with both planar and form to fit  
 upper body supports. For planar and form  
 to fit pads. Height and width adjustable.



**PT50086 X-Style Chest Vest-9.5"Lx9"W**  
**PT50088 X-Style Chest Vest-11"Lx9.5"W**  
 Neoprene® with camlock adjustment  
 provides anterior trunk support for child.



**PA5610  
 Upper Body Padded Positioning Strap**  
 5"x8" (13x20cm) pad attached to a 2"  
 (5cm) Velcro® belt with a D-Ring  
 closure. Fits circumference up to 24"  
 (61cm).



**PA3028, PA3029, PA3045, PA3046  
 Hygienic Covers**  
 Washable slip on cover available in five  
 different patterns. For planar pads  
 PA5562, PA5564, PA5616, PA5618.



**PA3031, PA3033, PA3047, PA3048  
 Hygienic Covers**  
 Washable slip on cover available in five  
 different patterns. For form to fit pads  
 PA5568, PA5572, PA5620, PA5622.



**PA3039 Hygienic Covers for Lateral Supports**  
 Washable slip on cover available in five  
 different patterns. For lateral supports  
 PA5576.



**PY5626 Head Support-5"Hx8"W**  
**PY5628 Head Support-6"Hx10"W**  
 Cushion size is 5"Hx8"W (13x20cm),  
 6"Hx10"W (15x25cm). Depth range is +1"  
 to -2.75" (+2 to -7cm) from backrest.  
 Maximum height from seat is 24" (61cm).



**PA5586 Head Support-Form to Fit**  
 Cushion size 5"Hx10"W (13x25cm). Depth  
 range is -2.5" (6cm) to +1.5" (4cm) from  
 backrest. Maximum height from top of  
 upper body pad is 8" (20cm).



**PA3035, PA3036 Hygienic Covers**  
 Washable slip on cover available in five  
 different patterns. For PY5626 and  
 PY5628.



**PA3037 Hygienic Cover**  
 Washable slip on cover available in five  
 different patterns. For PA5586.



**PA5596 Black Molded Tray-11"Lx19"W**  
 Tray is accessible in all positions and  
 provides anterior support as user moves  
 from supine to upright and prone  
 positions. Adjustable in depth and height.  
 Tray size is 11"Lx19"W (28x48cm).



**PA5600 Black Molded Swing-Away Tray-11"Lx19"W**  
 Swing-away tray is accessible in all  
 positions and provides anterior support  
 as user moves from supine to upright  
 and prone positions. Adjustable in  
 depth, height and tray angle. Tray size is  
 11"Lx19"W (28x48cm).



**PA5602 Clear Swing Away Tray-11"Lx19"W**  
 Swing-away tray is accessible in all  
 positions and provides anterior support  
 as user moves from supine to upright  
 and prone positions. Adjustable in  
 depth, height and tray angle. Tray size is  
 11"Lx19"W (28x48cm).



**PA5604 Forearm Wings-Black Molded Tray**  
 Forearm wings give additional area to rest  
 arms when in standing position.



**PA5606 Forearm Wings-Clear Tray**  
 Forearm wings give additional area to rest  
 arms when in standing position.



**PA3038 Hygienic Padded Cover**  
 Washable slip on cover is padded and  
 available in five different patterns.



**PNG50042 Hand Grips**  
 Provides additional arm and hand support  
 and alignment. Easily movable for precise  
 arm positioning. Attaches with suction  
 cups. Clear tray required.



**PA5594 Push Handle**  
 Makes pushing the stander easier for the  
 caregiver and also aids in lifting and  
 lowering the child. Required for  
 dual control.



**P80809 Tool Pouch**  
 Holds the assembly tools provided with  
 the stander. Attaches to unit with Velcro®  
 straps.



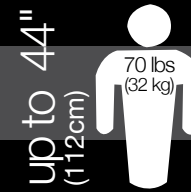
**P80246 Angle Locator**  
 Magnetic angle locator can be utilized for  
 standing progress and leg abduction.

# Zing MPS TT (Tilt Table)

# Zing Supine TT (Tilt Table)

## Size 1-Options

# Size 1



### The MPS (multi-position stander) TT base includes:

- Four Swivel Locking Casters
- Foot Operated Gas Spring
- Mast Receiver with Prone Position Lockout

### The Supine TT base includes:

- Four Swivel Locking Casters
- Foot Operated Gas Spring
- Mast Receiver



**PA5522 Zing Supine TT Base**  
**PA5520 Zing MPS TT Base**  
Comes with four swivel locking casters, foot operated gas spring, mast receiver. MPS base comes with prone position lockout.



**PA5632 Mast**  
Mast is the base for support and positioning components.



**PA5634 Mast with Leg Abduction**  
Mast is the base for support and positioning components and allows for 0-30° of independent leg abduction. Multi-adjustable knee pads and multi-adjustable foot plates required for leg abduction.



**PA5612 Dual Control**  
Allows both foot and hand control of the gas spring lift. Push handle PA5594 required.



**PA5614 Gas Spring Lift Lockout**  
Locks gas spring in any position from lying down to fully upright, supine and prone positions.



**PA5608 Directional Locking Caster**  
Great for transporting stander. Directionally locks one caster while leaving the other three free to swivel.



**PA5536 Platform Foot Plate**  
Adjustable in height. Foot holders and foot straps can be added for more precise positioning of the feet.



**PA5624, PA5626, PA5628**  
**Multi-Adjustable Foot Plates**  
Foot plates are adjustable forward/aft +/- .75" (2cm) +extra 1.5" (3.8cm), plantar/dorsi +/- 20°, toe-in/toe-out, swivel 30° left/right, and in height. Foot holder sizes: PA5624-6"Lx3"W (15x8cm), PA5626-7.75"Lx3.25"W (20x8cm), PA5628-9.75"Lx4"W (25x10cm).



**PA5540, PA5542, PA5544**  
**Foot Holders for Platform Foot Plate**  
Use with the platform foot plate, gives added positioning of users feet. Foot holder sizes: PA5540-6"Lx3"W (15x8cm), PA5542-7.75"Lx3.25"W (20x8cm), PA5544-9.75"Lx4"W (25x10cm).




**PA5546 Secure Foot Straps-8"L**  
**PT50082 Secure Foot Straps-10"L**  
Velcro® and D-ring adjustment holds feet securely in place at ankles and toes with multiple attachment slots for proper foot positioning. Straps measured in length over top of foot, with approximately 1.5" (4cm) of Velcro® overlap.



**PA5548 Foot Straps-8"L**  
**PT50080 Foot Straps-10"L**  
Velcro® and D-ring adjustment holds feet in alignment with multiple attachment slots for proper foot positioning. Straps measured in length over top of foot, with approximately 1.5" (4cm) of Velcro® overlap.



**PA5644, PA5646, PA5648**  
**Leg Support Planar Pads**  
Cushioned Neoprene® pad for leg support. Pad sizes: PA5644-4"Hx6"W (10x15cm) PA5646-6"Hx6"W (15x15cm) PA5648-8"Hx6"W (20x15cm)



**PA5660, PA5662, PA5664**  
**Hygienic Covers**  
Washable slip on cover available in five different patterns. For planar pads PA5644, PA5646, PA5648.



**PA5550 Calf/Knee Pad with Strap**  
4"x10" (10x25cm) pad attached to a 2" (5cm) Velcro® belt with a D-Ring closure, provides calf/knee stability for user. Fits circumference up to 24" (61cm). Gives support from the back of the calf/knee. Adjustable in height and fore/aft.



**PA5666, PA5668, PA5670**  
**Knee Strap**  
4"x6" (10x15cm) pad attached to a 1.5" (4cm) Velcro® belt with a D-Ring closure. Fits circumference up to 15" (38cm). Adjustable in height. For leg supports PA5644, PA5646, PA5648.




**PA5556, PA5558, PA5729, PA5730**  
**Multi-Adjustable Knee Pads**  
Multi-adjustable knee pads are adjustable in swivel, height +/- .75" (2cm), PA5556 inside width 2.5" (6cm), PA5558 inside width 3.25" (8cm), PA5729 inside width 4.25" (11cm) and PA5730 inside width 5" (13cm). With a depth range of 5" (13cm).



**PA5560 Multi-Adjustable Calf Pads 3.5"**  
**PA5678 Multi-Adjustable Calf Pads 4.5"**  
Great for adapting to knee contractures. Gives support from the back of the calf. Adjustable in height with knee pad and fore/aft -1"-4" (-2.5-10cm) independently. Must order multi-adjustable knee pads.



**PA5638, PA5640, PA5642**  
**Planar Pad**  
Cushioned pad covered with Neoprene®. Pad sizes: PA5638-14"Hx14"W (36x36cm) PA5640-16"Hx14"W (41x36cm) PA5642-18"Hx14"W (46x36cm)



**PA3063, PA3064, PA3065**  
**Hygienic Covers**  
Washable slip on cover available in five different patterns. For planar pads PA5638, PA5640, PA5642.



**PA5636 Hip Supports**  
Keeps the hips in symmetrical alignment. Adjustable from 6"-10" (15-25cm) with fore/aft 4" (10cm). Pad size is 3.5"x3.5" (9x9cm).



**PA3062 Pelvic Positioning Strap**  
2" (5cm) wide belt has a Velcro® belt with a D-Ring closure, provides hip stability for user. Fits circumference up to 24" (61cm).





**PA5672 Pelvic Padded Positioning Strap**  
5"x8" (13x20cm) pad attached to a 2" (5cm) belt. Fits circumference up to 24" (61cm).



**PA3066, PA3035, PA3036, PA3037 Hygienic Covers**  
Washable slip on cover available in five different patterns. For head supports PA5650, PY5626, PY5628, PA5586.



**P80809 Tool Pouch**  
Holds the assembly tools provided with the stander. Attaches to unit with Velcro® straps.



**PA5652 Lateral Supports-4"-8" Range**  
**PA5654 Lateral Supports-7"-11" Range**  
Keeps the upper torso in symmetrical alignment. PA5652 Adjustable from 4"-8" (10-20cm), PA5654 Adjustable from 7"-11" (18-28cm) with a 3.5" (9cm) height range. Pad size is 3.5"Hx3.5"W (9x9cm).



**PA5596 Black Molded Tray-11"Lx19"W**  
Tray is accessible in all positions and provides anterior support as user moves from supine to upright and prone positions. Adjustable in depth and height. Tray size is 11"Lx19"W (28x48cm).



**P80246 Angle Locator**  
Magnetic angle locator can be utilized for standing progress and leg abduction.



**PA5674 Upper Body Padded Positioning Strap**  
5"x8" (13x20cm) pad attached to a 2" (5cm) Velcro® belt with a D-Ring closure. Fits circumference up to 24" (61cm).



**PA5600 Black Molded Swing-Away Tray-11"Lx19"W**  
Swing-away tray is accessible in all positions and provides anterior support as user moves from supine to upright and prone positions. Adjustable in depth, height and tray angle. Tray size is 11"Lx19"W (28x48cm).



**PT50086 X-Style Chest Vest-9.5"Lx9"W**  
**PT50088 X-Style Chest Vest-11"Lx9.5"W**  
Neoprene® with camlock adjustment provides anterior trunk support for child.



**PA5602 Clear Swing Away Tray-11"Lx19"W**  
Swing-away tray is accessible in all positions and provides anterior support as user moves from supine to upright and prone positions. Adjustable in depth, height and tray angle. Tray size is 11"Lx19"W (28x48cm).



**PA3039 Hygienic Covers for Lateral Supports**  
Washable slip on cover available in five different patterns. For lateral supports PA5652 and PA5654.



**PA5604 Forearm Wings-Black Molded Tray**  
Forearm wings give additional area to rest arms when in standing position.



**PA5650 Head Support-Planar Pad**  
Cushioned Neoprene® pad for head support. Pad size 8"Hx8.5"W (21x22cm).



**PA5606 Forearm Wings-Clear Tray**  
Forearm wings give additional area to rest arms when in standing position.



**PY5626 Head Support-5"Hx8"W**  
**PY5628 Head Support-6"Hx10"W**  
Cushion size is 5"Hx8"W (13x20cm), 6"Hx10"W (15x25cm). Depth range is +1" to -2.75" (+2 to -7cm) from backrest. Maximum height from seat is 24" (61cm).



**PA3038 Hygienic Padded Tray Cover**  
Washable slip on cover for tray is padded and available in five different patterns.



**PA5586 Head Support-Form to Fit**  
Cushion size 5"Hx10"W (13x25cm). Depth range is -2.5" (6cm) to +1.5" (4cm) from backrest. Maximum height from top of upper body pad is 8" (20cm).



**PNG50042 Hand Grips**  
Provides additional arm and hand support and alignment. Easily movable for precise arm positioning. Attaches with suction cups. Clear tray required.



**PA5676 Headrest Mounting Bracket**  
For use of alternative manufacturer's head supports.

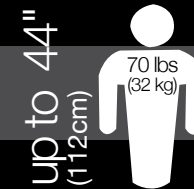


**PA5594 Push Handle**  
Makes pushing the stander easier for the caregiver and also aids in lifting and lowering the child. Required for dual control.

# Zing Vertical

## Size 1-Options

# Size 1



### The Vertical base includes:

- Four Swivel Locking Casters
- Mast Receiver



**PA5524 Zing Vertical Base**

Comes with four swivel locking casters and a mast receiver.



**PA5530 Mast**

Mast is the base for support and positioning components.



**PA5532 Mast with Leg Abduction**

Mast is the base for support and positioning components and allows for 0-30° of independent leg abduction. Multi-adjustable knee pads and multi-adjustable foot plates required for leg abduction.



**PA5608 Directional Locking Caster**

Great for transporting stander. Directionally locks one caster while leaving the other three free to swivel.



**PA5680 Platform Foot Plate**

Adjustable in height. Foot holders and foot straps can be added for more precise positioning of the feet.



**PA5624, PA5626, PA5628 Multi-Adjustable Foot Plates**

Foot plates are adjustable forward/aft +/- .75" (2cm) +extra 1.5" (3.8cm), plantar/dorsi +/- 20°, toe-in/toe-out, swivel 30° left/right, and in height. Foot holder sizes: PA5624-6"Lx3"W (15x8cm), PA5626-7.75"Lx3.25"W (20x8cm), PA5628-9.75"Lx4"W (25x10cm).



**PA5540, PA5542, PA5544 Foot Holders for Platform Foot Plate**

Use with the platform foot plate, gives added positioning of users feet. Foot holder sizes: PA5540-6"Lx3"W (15x8cm), PA5542-7.75"Lx3.25"W (20x8cm), PA5544-9.75"Lx4"W (25x10cm).



**PA5546 Secure Foot Straps-8"L  
PT50082 Secure Foot Straps-10"L**

Velcro® and D-ring adjustment holds feet securely in place at ankles and toes with multiple attachment slots for proper foot positioning. Straps measured in length over top of foot, with approximately 1.5" (4cm) of Velcro® overlap.



**PA5548 Foot Straps-8"L  
PT50080 Foot Straps-10"L**

Velcro® and D-ring adjustment holds feet in alignment with multiple attachment slots for proper foot positioning. Straps measured in length over top of foot, with approximately 1.5" (4cm) of Velcro® overlap.



**PA5550 Calf/Knee Pad with Strap**

4"x10" (10x25cm) pad attached to a 2" (5cm) Velcro® belt with a D-Ring closure, provides calf/knee stability for user. Fits circumference up to 24" (61cm). Gives support from the back of the calf/knee. Adjustable in height and fore/aft.



**PA5688, PA5690, PA5727, PA5728 Multi-Adjustable Knee Pads**

Multi-adjustable knee pads are adjustable in swivel, height +/- .75" (2cm), PA5688 inside width 2.5" (6cm), PA5690 inside width 3.25" (8cm), PA5727 inside width 4.25" (11cm) and PA5728 inside width 5" (13cm). With a depth range of 5" (13cm).



**PA5726 Knee Strap**

4"x6" (10x15cm) pad attached to a 1.5" (4cm) Velcro® belt with a D-Ring closure. Fits circumference up to 15" (38cm). Adjustable in height. For PA5688, PA5690, PA5727 and PA5728.



**PA5562 Planar Pad-5"Hx7"W  
PA5564 Planar Pad-5"Hx9"W**

Cushioned pad covered with Neoprene®. Pad sizes: PA5562-5"Hx7"W (13x18cm), PA5564-5"Hx9"W (13x23cm).



**PA5566 Form to Fit Pad-5"Hx10"W  
PA5570 Form to Fit Pad-5"Hx12"W**

Form to fit pad can be custom fit to the user. Pad sizes: PA5566-5"Hx10"W (13x25cm) PA5570-5"Hx12"W (13x30cm).



**PA5574 Hip Supports**

Keeps the hips in symmetrical alignment. Adjustable from 6"-10" (15-25cm) with fore/aft 4" (10cm). Pad size is 3.5"x3.5" (9x9cm). For planar pads only.



**PA3011 Pelvic Positioning Strap**

2" (5cm) wide belt has a Velcro® belt with a D-Ring closure, provides hip stability for user. Fits circumference up to 24" (61cm).



**PA5610 Pelvic Padded Positioning Strap**

5"x8" (13x20cm) pad attached to a 2" (5cm) Velcro® belt with a D-Ring closure. Fits circumference up to 24" (61cm).



**PA3092 Quick Strap**

2" (5cm) wide belt has a airline style buckle for quick closure, provides hip stability for user. Fits circumference up to 24" (61cm).



**PA3093 Padded Quick Strap**

5"x8" (13x20cm) pad attached to a 2" (5cm) belt has a airline style buckle for quick closure. Fits circumference up to 24" (61cm).



**PA3028, PA3029, PA3045, PA3046 Hygienic Cover**

Washable slip on cover available in five different patterns. For planar pads PA5562, PA5564, PA5616, PA5618.



**PA3030, PA3032 Hygienic Cover**

Washable slip on cover available in five different patterns. For form to fit pads PA5566 and PA5570.





**PA5692, PA5562, PA5564, PA5616, PA5618 Planar Pad**  
Cushioned pad covered with Neoprene®. Pad sizes:  
PA5692-5"Hx5"W (13x13cm)  
PA5562-5"Hx7"W (13x18cm)  
PA5564-5"Hx9"W (13x21cm)  
PA5616-7"Hx7"W (18x18cm)  
PA5618-7"Hx9"W (18x21cm)



**PA5566 Form to Fit Pad-5"Hx10"W**  
**PA5570 Form to Fit Pad-5"Hx12"W**  
Form to fit pad with built in lateral support that can be custom fit to the user. Pad sizes are: PA5566-5"Hx10"W (13x25cm), PA5570-5"Hx12"W (13x30cm).



**PA5694 Form to Fit Pad-5"Hx10"W**  
**PA5696 Form to Fit Pad-5"Hx12"W**  
Form to fit pad with extra sternum positioning. Built in lateral support that can be custom fit to the user.. Pad sizes are: PA5694-5"Hx10"W (13x25cm), PA5696-5"Hx12"W (13x30cm).



**PA5698 Form to Fit Pad-7"Hx10"W**  
**PA5700 Form to Fit Pad-7"Hx12"W**  
Form to fit pad with extra sternum positioning. Built in lateral support that can be custom fit to the user. Pad sizes are: PA5698-7"Hx10"W (18x25cm), PA5700-7"Hx12"W (18x30cm).



**PA5702 Lateral Supports-4"-8" Range**  
**PA5704 Lateral Supports-7"-11" Range**  
Keeps the upper torso in symmetrical alignment. PA5702 Adjustable from 4"-8" (10-20cm), PA5704 Adjustable from 7"-11" (18-28cm) with a 3.5" (9cm) height range. Pad size is 3.5"Hx3.5"W (9x9cm). For planar pads only.



**PA5610 Upper Body Padded Positioning Strap**  
5"x8" (13x20cm) pad attached to a 2" (5cm) Velcro® belt with a D-Ring closure. Fits circumference up to 24" (61cm).



**PA3039 Hygienic Covers for Lateral Supports**  
Washable slip on cover available in five different patterns. For lateral supports PA5702 and PA5704.



**PA3084, PA3028, PA3029, PA3045, PA3046 Hygienic Cover**  
Washable slip on cover available in five different patterns. For planar pads PA5692, PA5562, PA5564, PA5616, and PA5618.



**PA3030, PA3032 Hygienic Cover**  
Washable slip on cover available in five different patterns. For form to fit pads PA5566 and PA5570.



**PA3085, PA3086, PA3087, PA3088 Hygienic Cover**  
Washable slip on cover available in five different patterns. For form to fit pads PA5694, PA5696, PA5698 and PA5700.



**PA5706 Face Aperture-5"H**  
**PA5708 Face Aperture-7"H**  
Pad size is 9"Hx3"W (23x8cm). With a 5" (13cm) or 7" (18cm) range from the upper body support, individual face aperture pads are adjustable. Supports the head.



**PA5710 Hygienic Cover**  
Washable slip on cover available in five different patterns. For face apertures PA5706 and PA5708.



**PA5712 Black Molded Tray-11"Lx19"W**  
Tray provides anterior support. Adjustable in depth and height. Tray size is 11"Lx19"W (28x48cm).



**PA5716 Multi-Adjustable Black Molded Tray-11"Lx19"W**  
Tray provides anterior support. Adjustable in depth, height and tray angle. Tray size is 11"Lx19"W (28x48cm).



**PA5718 Multi-Adjustable Clear Tray-11"Lx19"W**  
Tray provides anterior support. Adjustable in depth, height and tray angle. Tray size is 11"Lx19"W (28x48cm).



**PA5604 Forearm Wings-Black Molded Tray**  
Forearm wings give additional area to rest arms when in standing position.



**PA5606 Forearm Wings-Clear Tray**  
Forearm wings give additional area to rest arms when in standing position.



**PA3038 Hygienic Padded Cover**  
Washable slip on cover for tray is padded and available in five different patterns.



**PNG50042 Hand Grips**  
Provides additional arm and hand support and alignment. Easily movable for precise arm positioning. Attaches with suction cups. Clear tray required.



**PA5720 Push Handle for Tray**  
Makes pushing the stander easier for the caregiver.



**P80809 Tool Pouch**  
Holds the assembly tools provided with the stander. Attaches to unit with Velcro® straps.



**P80246 Angle Locator**  
Magnetic angle locator can be utilized for leg abduction.

### The Prone base includes:

- Four Swivel Locking Casters
- Foot Operated Gas Spring
- Mast Receiver



**PA5522 Zing Prone Base**

Comes with four swivel locking casters, foot operated gas spring, and a mast receiver.



**PA5530 Mast**

Mast is the base for support and positioning components.



**PA5532 Mast with Leg Abduction**

Mast is the base for support and positioning components and allows for 0-30° of independent leg abduction. Multi-adjustable knee pads and multi-adjustable foot plates required for leg abduction.



**PA5725 Dual Control**

Allows both foot and hand control of the gas spring lift. Push handle PA5720 required.



**PA5614 Gas Spring Lift Lockout**

Locks gas spring in any position from lying down to fully upright and supine positions.



**PA5608 Directional Locking Caster**

Great for transporting stander. Directionally locks one caster while leaving the other three free to swivel.



**PA5680 Platform Foot Plate**

Adjustable in height. Foot holders and foot straps can be added for more precise positioning of the feet.



**PA5624, PA5626, PA5628 Multi-Adjustable Foot Plates**

Foot plates are adjustable forward/aft +/- .75" (2cm) +extra 1.5" (3.8cm), plantar/dorsi +/- 20°, toe-in/toe-out, swivel 30° left/right, and in height. Foot holder sizes: PA5624-6"Lx3"W (15x8cm), PA5626-7.75"Lx3.25"W (20x8cm), PA5628-9.75"Lx4"W (25x10cm).



**PA5540, PA5542, PA5544 Foot Holders for Platform Foot Plate**

Use with the platform foot plate, gives added positioning of users feet. Foot holder sizes: PA5540-6"Lx3"W (15x8cm), PA5542-7.75"Lx3.25"W (20x8cm), PA5544-9.75"Lx4"W (25x10cm).



**PA5546 Secure Foot Straps-8"L PT50082 Secure Foot Straps-10"L**

Velcro® and D-ring adjustment holds feet securely in place at ankles and toes with multiple attachment slots for proper foot positioning. Straps measured in length over top of foot, with approximately 1.5" (4cm) of Velcro® overlap.



**PA5548 Foot Straps-8"L PT50080 Foot Straps-10"L**

Velcro® and D-ring adjustment holds feet in alignment with multiple attachment slots for proper foot positioning. Straps measured in length over top of foot, with approximately 1.5" (4cm) of Velcro® overlap.



**PA5550 Calf/Knee Pad with Strap**

4"x10" (10x25cm) pad attached to a 2" (5cm) Velcro® belt with a D-Ring closure, provides calf/knee stability for user. Fits circumference up to 24" (61cm). Gives support from the back of the calf/knee. Adjustable in height and fore/aft.



**PA5688 PA5690, PA5727, PA5728 Multi-Adjustable Knee Pads**

Multi-adjustable knee pads are adjustable in swivel, height +/- .75" (2cm), PA5688 inside width 2.5" (6cm), PA5690 inside width 3.25" (8cm), PA5727 inside width 4.25" (11cm) and PA5728 inside width 5" (13cm). With a depth range of 5" (13cm).



**PA5726 Knee Strap**

4"x6" (10x15cm) pad attached to a 1.5" (4cm) Velcro® belt with a D-Ring closure. Fits circumference up to 15" (38cm). Adjustable in height. For PA5688, PA5690, PA5727 and PA5728.



**PA5562 Planar Pad-5"Hx7"W PA5564 Planar Pad-5"Hx9"W**

Cushioned pad covered with Neoprene®. Pad sizes: PA5562-5"Hx7"W (13x18cm), PA5564-5"Hx9"W (13x23cm).



**PA5566 Form to Fit Pad-5"Hx10"W PA5570 Form to Fit Pad-5"Hx12"W**

Form to fit pad can be custom fit to the user. Pad sizes: PA5566-5"Hx10"W (13x25cm) PA5570-5"Hx12"W (13x30cm).



**PA5574 Hip Supports**

Keeps the hips in symmetrical alignment. Adjustable from 6"-10" (15-25cm) with fore/aft 4" (10cm). Pad size is 3.5"x3.5" (9x9cm). For planar pads only.



**PA3011 Pelvic Positioning Strap**

2" (5cm) wide belt has a Velcro® belt with a D-Ring closure, provides hip stability for user. Fits circumference up to 24" (61cm).



**PA5610 Pelvic Padded Positioning Strap**

5"x8" (13x20cm) pad attached to a 2" (5cm) Velcro® belt with a D-Ring closure. Fits circumference up to 24" (61cm).



**PA3092 Quick Strap**

2" (5cm) wide belt has a airline style buckle for quick closure, provides hip stability for user. Fits circumference up to 24" (61cm).



**PA3093 Padded Quick Strap**

5"x8" (13x20cm) pad attached to a 2" (5cm) belt has a airline style buckle for quick closure. Fits circumference up to 24" (61cm).





**PA3028, PA3029, PA3045, PA3046 Hygienic Cover**  
Washable slip on cover available in five different patterns. For planar pads PA5562, PA5564, PA5616, PA5618.



**PA3030, PA3032 Hygienic Cover**  
Washable slip on cover available in five different patterns. For form to fit pads PA5566 and PA5570.



**PA5692, PA5562, PA5564, PA5616, PA5618 Planar Pad**  
Cushioned pad covered with Neoprene®. Pad sizes:  
PA5692-5"Hx5"W (13x13cm)  
PA5562-5"Hx7"W (13x18cm)  
PA5564-5"Hx9"W (13x21cm)  
PA5616-7"Hx7"W (18x18cm)  
PA5618-7"Hx9"W (18x21cm)



**PA5566 Form to Fit Pad-5"Hx10"W**  
**PA5570 Form to Fit Pad-5"Hx12"W**  
Form to fit pad with extra sternum positioning. Built in lateral support that can be custom fit to the user. Pad sizes are: PA5566 5"Hx10"W (13x25cm), PA5570 5"Hx12"W (13x30cm).



**PA5694 Form to Fit Pad-5"Hx10"W**  
**PA5696 Form to Fit Pad-5"Hx12"W**  
Form to fit pad with extra sternum positioning. Built in lateral support that can be custom fit to the user. Pad sizes are: PA5694-5"Hx10"W (13x25cm), PA5696-5"Hx12"W (13x30cm).



**PA5698 Form to Fit Pad-7"Hx10"W**  
**PA5700 Form to Fit Pad-7"Hx12"W**  
Form to fit pad with extra sternum positioning. Built in lateral support that can be custom fit to the user. Pad sizes are: PA5698-7"Hx10"W (18x25cm), PA5700-7"Hx12"W (18x30cm).



**PA5702 Lateral Supports-4"-8" Range**  
**PA5704 Lateral Supports-7"-11" Range**  
Keeps the upper torso in symmetrical alignment. PA5702 Adjustable from 4"-8" (10-20cm), PA5704 Adjustable from 7"-11" (18-28cm) with a 3.5" (9cm) height range. Pad size is 3.5"Hx3.5"W (9x9cm). For planar pads only.



**PA5610 Upper Body Padded Positioning Strap**  
5"x8" (13x20cm) pad attached to a 2" (5cm) Velcro® belt with a D-Ring closure. Fits circumference up to 24" (61cm).



**PA3039 Hygienic Cover for Lateral Supports**  
Washable slip on cover available in five different patterns. For lateral supports PA5702 and PA5704.



**PA3084, PA3028, PA3029, PA3045, PA3046 Hygienic Cover**  
Washable slip on cover available in five different patterns. For planar pads PA5692, PA5562, PA5564, PA5616, and PA5618.



**PA3030, PA3032 Hygienic Cover**  
Washable slip on cover available in five different patterns. For form to fit pads PA5566 and PA5570.



**PA3085, PA3086, PA3087, PA3088 Hygienic Cover**  
Washable slip on cover available in five different patterns. For form to fit pads PA5694, PA5696, PA5698 and PA5700.



**PA5706 Face Aperture-5"H**  
**PA5708 Face Aperture-7"H**  
Pad size is 9"Hx3"W (23x8cm). With a 5" (13cm) or 7" (18cm) range from the upper body support, individual face aperture pads are adjustable. Supports the head.



**PA5710 Hygienic Cover**  
Washable slip on cover available in five different patterns. For face apertures PA5706 and PA5708.



**PA5712 Black Molded Tray-11"Lx19"W**  
Tray provides anterior support. Adjustable in depth and height. Tray size is 11"Lx19"W (28x48cm).



**PA5716 Multi-Adjustable Black Molded Tray-11"Lx19"W**  
Tray provides anterior support. Adjustable in depth, height and tray angle. Tray size is 11"Lx19"W (28x48cm).



**PA5718 Multi-Adjustable Clear Tray-11"Lx19"W**  
Tray provides anterior support. Adjustable in depth, height and tray angle. Tray size is 11"Lx19"W (28x48cm).



**PA5604 Forearm Wings-Black Molded Tray**  
Forearm wings give additional area to rest arms when in standing position.



**PA5606 Forearm Wings-Clear Tray**  
Forearm wings give additional area to rest arms when in standing position.



**PA3038 Hygienic Padded Cover**  
Washable slip on cover for tray is padded and available in five different patterns.



**PNG50042 Hand Grips**  
Provides additional arm and hand support and alignment. Easily movable for precise arm positioning. Attaches with suction cups. Clear tray required.



**PA5720 Push Handle for Tray**  
Makes pushing the stander easier for the caregiver and also aids in lifting and lowering the child. Required for dual control. Not available with PA5712.



**P80809 Tool Pouch**  
Holds the assembly tools provided with the stander. Attaches to unit with Velcro® straps.



**P80246 Angle Locator**  
Magnetic angle locator can be utilized for standing progress and leg abduction.

# Zing-Size 2

MPS, Supine, MPS TT(Tilt Table),  
Supine TT(Tilt Table), & Prone

## SIZE 2 SPECIFICATIONS

additional specifications at [easystand.com](http://easystand.com)



**MPS (Multi-Position Stander)**



**Supine**



**MPS TT (Tilt Table)**

The Zing MPS is the only multi-position stander that can seamlessly transition from supine to prone without having to transfer the child out and reposition foot plates, pads or trays.

The Zing Supine features a comfortable 31" transfer height and provides all the positioning and support features of the MPS, minus prone.

The Zing MPS TT is identical to the MPS from a positioning standpoint, but features larger, wider support pads and options for padded strapping, that can simplify transferring and securing children.



**Zing MPS- Size 2**

Weight Limit	154 lbs. (70kg)	154 lbs. (70kg)	154 lbs. (70kg)
Height Range	40"-60" (102-152cm)	40"-60" (102-152cm)	40"-60" (102-152cm)
Transfer Height	31" (79cm)	31" (79cm)	31" (79cm)
Hip to Foot Plate Range	34" (86cm)	34" (86cm)	34" (86cm)
Upper Body Support Height Range	6" (15cm)	6" (15cm)	6" (15cm)
Knee Pad Depth Range	7" (18cm)	7" (18cm)	7" (18cm)
Weight of Basic Unit	82 lbs (37kg)	82 lbs (37kg)	82 lbs (37kg)
Frame Footprint	26.75"x39.75" (68x101cm)	26.75"x39.75" (68x101cm)	26.75"x39.75" (68x101cm)
30° Independent Leg Abduction	Available	Available	Available
Supine	0-90°	0-90°	0-90°
Prone	0°-20°	n/a	0°-20°
HPCPS	E0641	E0638	E0641
Positions	Supine, Vertical, Prone	Supine, Vertical	Supine, Vertical, Prone
Tray	Adjustable, Swing-Away	Adjustable, Swing-Away	Adjustable, Swing-Away
Support	Individual Positioning Components, Padded Strapping	Individual Positioning Components, Padded Strapping	Individual Positioning Components, Padded Strapping
Dual Control	Available	Available	Available
Gas Spring Lockout	Available	Available	Available
Transfer Aid	Flat-to-Load	Flat-to-Load	Flat-to-Load
Tool Free Adjustment	Yes	Yes	Yes
Pow'r Up Lift Option	Yes	Yes	Yes





Supine TT (Tilt Table)



Prone

The Zing Supine TT features the larger pads and padded strapping options of the MPS TT and positioning from flat to load supine to vertical.

The Zing Prone is a single position stander but is one of the few to offer a flat-to-load transfer position at a comfortable height of 31". Prone positioning from 0-90 degrees.

154 lbs. (70kg)

154 lbs. (70kg)

40"-60" (102-152cm)

40"-60" (102-152cm)

31" (79cm)

31" (79cm)

34" (86cm)

34" (86cm)

6" (15cm)

6" (15cm)

7" (18cm)

7" (18cm)

82 lbs (37kg)

82 lbs (37kg)

26.75"x39.75" (68x101cm)

26.75"x39.75" (68x101cm)

Available

Available

0-90°

n/a

n/a

0°-90°

E0638

E0638

Supine, Vertical

Vertical, Prone

Adjustable, Swing-Away

Adjustable

Individual Positioning Components,  
Padded Strapping

Individual Positioning Components,  
Padded Strapping

Available

Available

Available

Available

Flat-to-Load

Flat-to-Load

Yes

Yes

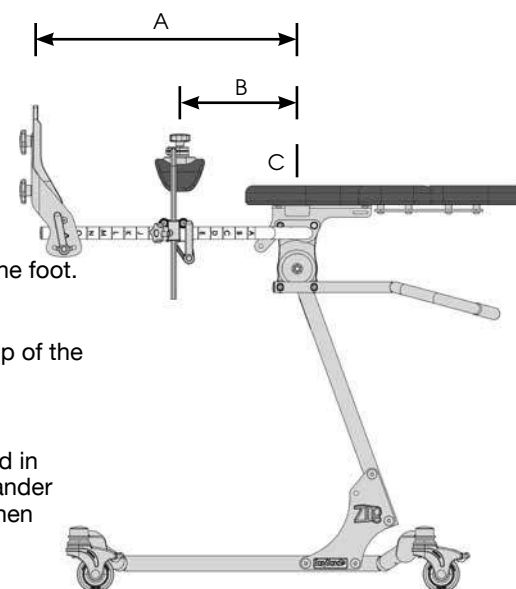
Yes

Yes



Zing MPS-Size 2

## FITTING THE ZING



### Foot Plate Height (A):

Measure the distance from the hip of the user to the bottom of the foot.

### Knee Pad Height (B):

Measure the distance from the hip of the user to center of the knee.

### Centering the Hip (C):

The user's hip should be centered in line with the pivot point of the stander ensuring proper hip alignment when using abduction, adjust support components up or down based hip position.

# Zing MPS (Multi-Position Stander)

## Zing Supine

### Size 2-Options

# Size 2

40"-60"  
(102-152cm)



#### The MPS (multi-position stander) base includes:

- Four Swivel Locking Casters
- Foot Operated Gas Spring or Pow'r Up Lift
- Mast Receiver with Prone Position Lockout

#### The Supine base includes:

- Four Swivel Locking Casters
- Foot Operated Gas Spring or Pow'r Up Lift
- Mast Receiver



**PB5500 Zing MPS Base Gas Spring Lift**  
**PB5502 Zing Supine Base Gas Spring Lift**  
Comes with four swivel locking casters, foot operated gas spring, mast receiver. MPS base comes with prone position lockout.



**PB5504 Zing MPS Base Pow'r Up Lift**  
**PB5506 Zing Supine Base Pow'r Up Lift**  
Comes with four swivel locking casters, Pow'r Up Lift, mast receiver. MPS base comes with prone position lockout.



**PB5512 Mast**  
Mast is the base for positioning options including foot plates, knee supports, pelvic supports, upper body supports and head supports.



**PB5514 Mast with Leg Abduction**  
Mast is the base for support and positioning components and allows for 0-30° of independent leg abduction. Multi-adjustable knee pads and multi-adjustable foot plates required for leg abduction.



**PB5516 Dual Control**  
Allows both foot and hand control of the gas spring lift. Push handle PB5560 required.



**PA5614 Gas Spring Lift Lockout**  
Locks gas spring in any position from lying down to fully upright, supine and prone positions.



**PB5510 Directional Locking Caster**  
Great for transporting stander. Directionally locks one caster while leaving the other three free to swivel.



**PB5518 Platform Foot Plate**  
Adjustable in height. Foot holders and foot straps can be added for more precise positioning of the feet. Platform 16.75"Wx11.5"L (29-43cm).



**PB5520, PB5522, PB5524 Multi-Adjustable Foot Plates**  
Foot plates are adjustable forward/aft +/- .75" (2cm) +extra 1.5" (3.8cm), plantar/dorsi +/- 20°, toe-in/toe-out, swivel 30° left/right, and in height. Foot holder sizes: PB5520 7.75"Lx3.25"W (20x8cm), PB5522 9.75"Lx4"W (25x10cm), PB5524 11.75"Lx5"W (30x13cm).



**PA5542, PA5544, PB5526 Foot Holders for Platform Foot Plate**  
Use with the platform foot plate, provides added positioning of users feet. Foot holder sizes: PA5542 7.75"Lx3.25"W (20x8cm), PA5544 9.75"Lx4"W (25x10cm), PB5526 11.75"Lx5"W (30x13cm).



**PT50082 Secure Foot Straps-10"L**  
**PY5638 Secure Foot Straps-15"L**  
**PNG50506 Secure Foot Straps-21"L**  
Velcro® and D-ring adjustment holds feet securely in place at ankles and toes with multiple attachment slots for proper foot positioning. Straps measured in length over top of foot, with approximately 1.5" (4cm) of Velcro® overlap.



**PT50080 Foot Straps-10"L**  
**PY5636 Foot Straps-15"L**  
**PNG50505 Foot Straps-21"L**  
Velcro® and D-ring adjustment holds feet in alignment with multiple attachment slots for proper foot positioning. Straps measured in length over top of foot, with approximately 1.5" (4cm) of Velcro® overlap.



**PB5528 Calf/Knee Pad with Strap**  
17.5"x5.5" (44x14cm) pad attached to a 2" (5cm) Velcro® belt with a D-Ring closure, provides calf/knee stability for user. Fits circumference up to 28"-38" (71-97cm). Gives support from the back of the calf/knee. Adjustable in height and fore/aft.



**PB5530, PB5532, PB5534 Multi-Adjustable Knee Pads**  
Multi-adjustable knee pads are adjustable in swivel, height +/- .75" (2cm), PA5530 inside width 3.25" (8cm), PA5532 inside width 4.25" (11cm) and PB5534 inside width 5" (13cm). With a depth range of 7" (18cm).



**PA5678 Multi-Adjustable Calf Pads 4.5"**  
**PB5536 Multi-Adjustable Calf Pads 5.5"**  
Great for adapting to knee contractures. Gives support from the back of the calf. Adjustable in height with knee pad and fore/aft 4" (10cm) independently. Must order multi-adjustable knee pads.



**PB3000 Planar Pad 10"Hx11"W**  
**PB3002 Planar Pad 10"Hx13"W**  
Cushioned pad covered with Neoprene®. Pad sizes: PB3000-10"Hx11"W (25x28cm) PB3002-10"Hx13"W (25x33cm)



**PB3004 Form to Fit Pad 10"Hx11"W**  
**PB3006 Form to Fit Pad 10"Hx13"W**  
Form to fit pad can be custom fit to the user. Pad sizes: PB3004 10"Hx11"W (25x28cm) PB3006 10"Hx13"W (25x33cm). Not recommended with leg abduction mast.



**PB5538, PB5540 Hip Supports**  
Keeps the hips in symmetrical alignment. Adjustable from PB5538 7"-13" (18-33cm) and PB5540 12"-18" (30-46cm) with fore/aft 4" (10cm). Pad size is 4.5"x4" (11x10cm). For planar pads only.



**PT30066 Pelvic Positioning Strap**  
2" (5cm) wide belt has a Velcro® belt with a D-Ring closure, provides hip stability for user. Fits circumference up to 35" (89cm).



**PB5542 Pelvic Padded Positioning Strap**  
6"x10" (15x25cm) pad attached to a 2" (5cm) Velcro® belt with a D-Ring closure. Fits circumference up to 35" (89cm).



**PB3025, PB3026 Hygienic Cover**  
Washable slip on cover available in five different patterns. For planar pads PB3000 and PB3002.



	<b>PB3027, PB3028 Hygienic Cover</b> Washable slip on cover available in five different patterns. For form to fit pads PB3004 and PB3006.		<b>PB5542 Upper Body Padded Positioning Strap</b> 6"x10" (15x25cm) pad attached to a 2" (5cm) Velcro® belt with a D-Ring closure. Fits circumference up to 35" (89cm).		<b>PB5558 Clear Swing Away Tray-21"Lx24"W"</b> Swing-away tray is accessible in all positions and provides anterior support as user moves from supine to upright and prone positions. Adjustable in depth, height and tray angle. Tray size is 21"Lx24"W (53x61cm).
	<b>PB3001 Planar Pad-8"Hx11"W</b> <b>PB3003 Planar Pad-8"Hx13"W</b> Cushioned pad covered with Neoprene®. Pad size for PB3001 is 8"Hx11"W (20x28cm) and PB3003 is 8"Hx13"W (20x33cm).		<b>PB3029, PB3030 Hygienic Cover</b> Washable slip on cover available in five different patterns. For planar pads PB3301 and PB3003.		<b>PT50156 Elbow Pad-9.25" Cutout</b> Additional padded support surface on the black molded or clear tray. 9.25" (24cm) cutout width. Overall width 21.5" (55cm), pad extends back 3.75" (10cm) posterior from current table edge for additional upper body/extremity support.
	<b>PB3005 Form to Fit Pad-8"Hx11"W</b> <b>PB3007 Form to Fit Pad-8"Hx13"W</b> Form to fit pad with built in lateral support that can be custom fit to the user. Pad size for PB3005 is 8"Hx11"W (20x28cm) and PB3007 is 8"Hx13"W (20x33cm).		<b>PB3031, PB3032 Hygienic Covers</b> Washable slip on cover available in five different patterns. For form to fit pads PB3005 and PB3007.		<b>PT50160 Elbow Pad-11" Cutout</b> Additional padded support surface on the black molded or clear tray. 11" (28cm) cutout width. Overall width 21.5" (55cm), pad extends back 3.75" (10cm) posterior from current table edge for additional upper body/extremity support.
	<b>PB5544, PB5546 Lateral Supports</b> Keeps the upper torso in symmetrical alignment. Adjustable from PB5544 7"-11"W with PB3001 and 9"-13"W with PB3003 and PB5546 10"-14"W with PB3001 and 12"-16"W with PB3003 with a 3.5" (9cm) height range. Pad size is 4"Hx6"W (10x15cm). For planar pads only.		<b>PB3049 Hygienic Cover for PB5544/PB5546</b> Washable slip on cover available in five different patterns. For PB5544 and PB5546.		<b>PY5582 Elbow Pad-13" Cutout</b> Additional padded support surface on the black molded or clear tray. 13" (33cm) cutout width. Overall width 21.5" (55cm), pad extends back 3.75" (10cm) posterior from current table edge for additional upper body/extremity support.
	<b>PB5548 Lateral Supports with Elbow Stop</b> Works as a lateral support and elbow rest. Great for the supine position. Range: 10"-17" (25-43cm) with planar pad B3001 and 12"-19" (30-48cm) with planar pad B3003. For planar pads only.		<b>PY5626 Head Support 5"Hx8"W</b> <b>PY5628 Head Support 6"Hx10"W</b> <b>PY5630 Head Support 7"Hx14"W</b> Cushion sizes are: PY5626 5"Hx8"W (13x20cm), PY5628 6"Hx10"W (15x25cm), PY5630 7"Hx14"W (18x36cm). Depth range is +1" to -2.75" (+2 to -7cm) from backrest. Maximum height from top of upper body pad is 10" (25cm).		<b>PNG30295 Hygienic Padded Cover</b> Washable slip on cover is padded and available in five different patterns.
	<b>PB5550 Lateral Supports w/Elbow Stop/Arm Rest</b> Works as a lateral support, elbow rest and armrest. Great for the supine, upright and prone position. For planar pads only. Height and width adjustable.		<b>PA5586 Head Support-Form to Fit</b> Cushion size 5"Hx10"W (13x25cm). Depth range is -2.5" (6cm) to +1.5" (4cm) from backrest. Maximum height from top of upper body pad is 10" (25cm).		<b>PNG50042 Hand Grips</b> Provides additional arm and hand support and alignment. Easily movable for precise arm positioning. Attaches with suction cups. Clear tray required.
	<b>PB5552 Elbow Stop with Arm Rest</b> Great for loading and bringing to upright. Works with both planar and form to fit upper body supports. For planar pads only. Height and width adjustable.		<b>PA3035, PA3036, PB3033, PA3037 Hygienic Cover</b> Washable slip on cover available in five different patterns. For PY5626, PY5628 PY5630 and PA5586.		<b>PB5560 Push Handle</b> Makes pushing the stander easier for the caregiver and also aids in lifting and lowering the child. Required for dual control.
	<b>PNG30170 X-Style Chest Vest-9.5"Lx9"W</b> <b>PNG30056 X-Style Chest Vest-11"Lx9.5"W</b> Neoprene® with camlock adjustment provides anterior trunk support for child.		<b>PB5554 Black Molded Tray-21"Lx24"W</b> Tray is accessible in all positions and provides anterior support as user moves from supine to upright and prone positions. Adjustable in depth and height. Tray size is 21"Lx24"W (53x61cm).		<b>P80809 Tool Pouch</b> Holds the assembly tools provided with the stander. Attaches to unit with Velcro® straps.
	<b>PNG30171 Y-Style Chest Vest-17.5"Lx11.5"W</b> <b>PNG30021 Y-Style Chest Vest-20.5"Lx12.5"W</b> Neoprene® with camlock adjustment provides anterior trunk support for child.		<b>PB5556 Black Molded Swing-Away Tray-21"Lx24"W</b> Swing-away tray is accessible in all positions and provides anterior support as user moves from supine to upright and prone positions. Adjustable in depth, height and tray angle. Tray size is 21"Lx24"W (53x61cm).		<b>P80246 Angle Locator</b> Magnetic angle locator can be utilized for standing progress and leg abduction.

# Zing MPS TT (Tilt Table)

# Zing Supine TT (Tilt Table)

## Size 2-Options

# Size 2

40"-60"  
(102"-152cm)



154 lbs  
(70 kg)

### The MPS (multi-position stander) TT base includes:

- Four Swivel Locking Casters
- Foot Operated Gas Spring or Pow'r Up Lift
- Mast Receiver with Prone Position Lockout

### The Supine TT base includes:

- Four Swivel Locking Casters
- Foot Operated Gas Spring or Pow'r Up Lift
- Mast Receiver



**PB5562 Zing MPS TT Base Gas Spring Lift**  
**PB5564 Zing Supine TT Base Gas Spring Lift**  
Comes with four swivel locking casters, foot operated gas spring, mast receiver. MPS base comes with prone position lockout.



**PB5566 Zing MPS TT Base Pow'r Up Lift**  
**PB5568 Zing Supine TT Base Pow'r Up Lift**  
Comes with four swivel locking casters, Pow'r Up Lift, mast receiver. MPS base comes with prone position lockout.



**PB5512 Mast**  
Mast is the base for positioning options including foot plates, knee supports, pelvic supports, upper body supports and head supports.



**PB5514 Mast with Leg Abduction**  
Mast is the base for support and positioning components and allows for 0-30° of independent leg abduction. Multi-adjustable knee pads and multi-adjustable foot plates required for leg abduction.



**PB5516 Dual Control**  
Allows both foot and hand control of the gas spring lift. Push handle PB5560 required.



**PA5614 Gas Spring Lift Lockout**  
Locks gas spring in any position from lying down to fully upright, supine and prone positions.



**PB5510 Directional Locking Caster**  
Great for transporting stander. Directionally locks one caster while leaving the other three free to swivel.



**PB5518 Platform Foot Plate**  
Adjustable in height. Foot holders and foot straps can be added for more precise positioning of the feet.



**PB5520, PB5522, PB5524 Multi-Adjustable Foot Plates**  
Foot plates are adjustable forward/aft +/- .75" (2cm) +extra 1.5" (3.8cm), plantar/dorsi +/- 20°, toe-in/toe-out, swivel 30° left/right, and in height. Foot holder sizes: PB5520 7.75"Lx3.25"W (20x8cm), PB5522 9.75"Lx4"W (25x10cm), PB5524 11.75"Lx5"W (30x13cm).



**PA5542, PA5544, PB5526 Foot Holders for Platform Foot Plate**  
Use with the platform foot plate, gives added positioning of users feet. Foot holder sizes: PA5542 7.75"Lx3.25"W (20x8cm), PA5544 9.75"Lx4"W (25x10cm), PB5526 11.75"Lx5"W (30x13cm).



**PT50082 Secure Foot Straps-10"L**  
**PY5638 Secure Foot Straps-15"L**  
**PNG50506 Secure Foot Straps-21"L**  
Velcro® and D-ring adjustment holds feet securely in place at ankles and toes with multiple attachment slots for proper foot positioning. Straps measured in length over top of foot, with approximately 1.5" (4cm) of Velcro® overlap.



**PT50080 Foot Straps-10"L**  
**PY5636 Foot Straps-15"L**  
**PNG50505 Foot Straps-21"L**  
Velcro® and D-ring adjustment holds feet in alignment with multiple attachment slots for proper foot positioning. Straps measured in length over top of foot, with approximately 1.5" (4cm) of Velcro® overlap.



**PB5570, PB5572, PB5574 Leg Support Planar Pads**  
Cushioned Neoprene® pad for leg support. Pad sizes:  
PB5570- 9"Hx7.5"W (19x23cm)  
PB5572-12"Hx7.5"W (19x30cm)  
PB5574-15"Hx7.5"W (19x38cm)



**PB5600, PB5602, PB5604 Hygienic Covers**  
Washable slip on cover available in five different patterns. For planar pads PB5570, PB5572, PB5574.



**PB5528 Calf/Knee Pad with Strap**  
17.5"x5.5" (44x14cm) pad attached to a 2" (5cm) Velcro® belt with a D-Ring closure, provides calf/knee stability for user. Fits circumference up to 28"-38" (71-97cm). Gives support from the back of the calf/knee. Adjustable in height and fore/aft.



**PB5576, PB5578, PB5580 Knee Strap**  
4"x6" (10x15cm) pad attached to a 1.5" (4cm) Velcro® belt with a D-Ring closure. Fits circumference up to 19" (48cm). Adjustable in height. For leg supports PB5570, PB5572, PB5574.




**PB5530, PB5532, PB5534 Multi-Adjustable Knee Pads**  
Multi-adjustable knee pads are adjustable in swivel, height +/- .75" (2cm), PA5530 inside width 3.25" (8cm), PA5532 inside width 4.25" (11cm) and PB5534 inside width 5" (13cm). With a depth range of 7" (18cm).



**PA5678 Multi-Adjustable Calf Pads 4.5"**  
**PB5536 Multi-Adjustable Calf Pads 5.5"**  
Great for adapting to knee contractures. Gives support from the back of the calf. Adjustable in height with knee pad and fore/aft 4" (10cm) independently. Must order multi-adjustable knee pads.



**PB3012, PB3015, PB3018 Planar Pad**  
Cushioned pad covered with Neoprene®. Pad sizes:  
PB3012-19"Hx16"W (48x41cm)  
PB3015-22"Hx16"W (56x41cm)  
PB3018-25"Hx16"W (64x51cm)



**PB3035, PB3036, PB3037 Hygienic Cover**  
Washable slip on cover available in five different patterns. For planar pads PB3012, PB3015, PB3018.



**PB5584, PB5586 Hip Supports**  
Keeps the hips in symmetrical alignment. Adjustable from PB5538 7"-13" (18-33cm) and PB5540 10"-16" (25-41cm) with fore/aft 4" (10cm). Pad size is 4.5"x4" (11x10cm).





**PA3062 Pelvic Positioning Strap**  
**PB3052 Pelvic Positioning Strap**  
 2" (5cm) wide belt has a Velcro® belt with a D-Ring closure, provides hip stability for user. Fits circumference up to PA3011 45" (114cm) and PB3052 57" (145cm).



**PA5586 Head Support-Form to Fit**  
 Cushion size 5"Hx10"W (13x25cm). Depth range is -2.5" (6cm) to +1.5" (4cm) from backrest. Maximum height from top of upper body pad is 10" (25cm).



**PY5582 Elbow Pad-13" Cutout**  
 Additional padded support surface on the black molded or clear tray. 13" (33cm) cutout width. Overall width 21.5" (55cm), pad extends back 3.75" (10cm) posterior from current table edge for additional upper body/extremity support.



**PB5592 Pelvic Padded Positioning Strap**  
**PB5594 Pelvic Padded Positioning Strap**  
 6"x10" (15x25cm) pad attached to a 2" (5cm) Velcro® belt with a D-Ring closure. Fits circumference up to PB5592 45" (114cm) and PB5594 57" (145cm).



**PB3038 Hygienic Cover for Head Support Planar Pad**  
 Washable slip on cover available in five different patterns. For PB5582.



**PNG30295 Hygienic Padded Cover**  
 Washable slip on cover is padded and available in five different patterns.



**PB5588, PB5590 Lateral Supports**  
 Keeps the upper torso in symmetrical alignment. Adjustable from PB5588 7-11" (18-28cm) and PB5590 10-16" (25-41cm) with a 3.5" (9cm) height range. Pad size is 4"Hx6"W (10x15cm). For planar pads only.



**PA3035, PA3036, PB3033 Hygienic Covers**  
 Washable slip on cover available in five different patterns. For PY5626, PY5628 and PY5630.



**PNG50042 Hand Grips**  
 Provides additional arm and hand support and alignment. Easily movable for precise arm positioning. Attaches with suction cups. Clear tray required.



**PNG30170 X-Style Chest Vest-11"Lx9.5"W**  
**PNG30056 X-Style Chest Vest-14.5"Lx9.5"W**  
 Neoprene® with camlock adjustment provides anterior trunk support for child.



**PA3037 Hygienic Cover**  
 Washable slip on cover available in five different patterns. For PA5586.



**PB5560 Push Handle**  
 Makes pushing the stander easier for the caregiver and also aids in lifting and lowering the child. Required for dual control.




**PNG30171 Y-Style Chest Vest-17.5"Lx11.5"W**  
**PNG30021 Y-Style Chest Vest-20.5"Lx12.5"W**  
 Neoprene® with camlock adjustment provides anterior trunk support for child.



**PB5554 Black Molded Tray-21"Lx24"W**  
 Tray is accessible in all positions and provides anterior support as user moves from supine to upright and prone positions. Adjustable in depth and height. Tray size is 21"Lx24"W (53x61cm).



**P80809 Tool Pouch**  
 Holds the assembly tools provided with the stander. Attaches to unit with Velcro® straps.



**PB5596 Upper Body Padded Positioning Strap**  
**PB5598 Upper Body Padded Positioning Strap**  
 6"x10" (15x25cm) pad attached to a 2" (5cm) Velcro® belt with a D-Ring closure. Fits circumference up to PB5596 45" (114cm) and PB5598 57" (145cm).



**PB5556 Black Molded Swing-Away Tray-21"Lx24"W**  
 Swing-away tray is accessible in all positions and provides anterior support as user moves from supine to upright and prone positions. Adjustable in depth, height and tray angle. Tray size is 21"Lx24"W (53x61cm).



**P80246 Angle Locator**  
 Magnetic angle locator can be utilized for standing progress and leg abduction.



**PB3049 Hygienic Cover**  
 Washable slip on cover available in five different patterns. For PB5588 and PB5599.



**PB5558 Clear Swing Away Tray-21"Lx24"W**  
 Swing-away tray is accessible in all positions and provides anterior support as user moves from supine to upright and prone positions. Adjustable in depth, height and tray angle. Tray size is 21"Lx24"W (53x61cm).



**PB5582 Head Support Planar Pad**  
 Cushioned Neoprene® pad for head support. Pad size 9"Hx10"W (23x25cm).



**PT50156 Elbow Pad-9.25" Cutout**  
 Additional padded support surface on the black molded or clear tray. 9.25" (24cm) cutout width. Overall width 21.5" (55cm), pad extends back 3.75" (10cm) posterior from current table edge for additional upper body/extremity support.



**PY5626 Head Support 5"Hx8"W**  
**PY5628 Head Support 6"Hx10"W**  
**PY5630 Head Support 7"Hx14"W**  
 Cushion sizes are: PY5626-5"Hx8"W (13x20cm), PY5628-6"Hx10"W (15x25cm), PY5630-7"Hx14"W (18x36cm). Depth range is +1" to -2.75" (+2 to -7cm) from backrest. Maximum height from top of upper body pad is 10" (25cm).



**PT50160 Elbow Pad-11" Cutout**  
 Additional padded support surface on the black molded or clear tray. 11" (28cm) cutout width. Overall width 21.5" (55cm), pad extends back 3.75" (10cm) posterior from current table edge for additional upper body/extremity support.

# Zing Prone

## Size 2-Options

# Size 2

40"-60"  
(102-152cm)



154 lbs  
(70 kg)

### The Prone base includes:

- Four Swivel Locking Casters
- Foot Operated Gas Spring or Pow'r Up Lift
- Mast Receiver



#### PB5606 Zing Prone Base Gas Spring Lift

Comes with four swivel locking casters, foot operated gas spring, and a mast receiver.



#### PB5608 Zing Prone Base Pow'r Up Lift

Comes with four swivel locking casters, Pow'r Up Lift, mast receiver.



#### PB5512 Mast

Mast is the base for support and positioning components.



#### PB5514 Mast with Leg Abduction

Mast is the base for support and positioning components and allows for 0-30° of independent leg abduction. Multi-adjustable knee pads and multi-adjustable foot plates required for leg abduction.



#### PB5640 Dual Control

Allows both foot and hand control of the gas spring lift. Push handle PB5632 required.



#### PA5614 Gas Spring Lift Lockout

Locks gas spring in any position from lying down to fully upright and supine positions.



#### PB5510 Directional Locking Caster

Great for transporting stander. Directionally locks one caster while leaving the other three free to swivel.



#### PB5612 Platform Foot Plate

Adjustable in height. Foot holders and foot straps can be added for more precise positioning of the feet.



#### PB5616, PB5618, PB5620 Multi-Adjustable Foot Plates

Foot plates are adjustable forward/aft +/- .75" (2cm) +extra 1.5" (3.8cm), plantar/dorsi +/- 20°, toe-in/toe-out, swivel 30° left/right, and in height. Foot holder sizes: PB5616 7.75"Lx3.25"W (20x8cm), PB5618 9.75"Lx4"W (25x10cm), PB5620 11.75"Lx5"W (30x13cm).



#### PA5542, PA5544, PB5526 Foot Holders for Platform Foot Plate

Use with the platform foot plate, gives added positioning of users feet. Foot holder sizes: PA5542 7.75"Lx3.25"W (20x8cm), PA5544 9.75"Lx4"W (25x10cm), PB5526 11.75"Lx5"W (30x13cm).



#### PT50082 Secure Foot Straps-10"L PY5638 Secure Foot Straps-15"L PNG50506 Secure Foot Straps-21"L

Velcro® and D-ring adjustment holds feet securely in place at ankles and toes with multiple attachment slots for proper foot positioning. Straps measured in length over top of foot, with approximately 1.5" (4cm) of Velcro® overlap.



#### PT50080 Foot Straps-10"L PY5636 Foot Straps-15"L PNG50505 Foot Straps-21"L

Velcro® and D-ring adjustment holds feet in alignment with multiple attachment slots for proper foot positioning. Straps measured in length over top of foot, with approximately 1.5" (4cm) of Velcro® overlap.



#### PB5528 Calf/Knee Pad with Strap

17.5"x5.5" (44x14cm) pad attached to a 2" (5cm) Velcro® belt with a D-Ring closure, provides calf/knee stability for user. Fits circumference up to 28"-38" (71-97cm). Gives support from the back of the calf/knee. Adjustable in height and fore/aft.



#### PB5622, PB5624, PB5626 Multi-Adjustable Knee Pads

Multi-adjustable knee pads are adjustable in swivel, height +/- .75" (2cm), PA5622 inside width 3.25" (8cm), PA5624 inside width 4.25" (11cm) and PB5626 inside width 5" (13cm). With a depth range of 7" (18cm).



#### PB5636 Knee Strap

4"x6" (10x15cm) pad attached to a 1.5" (4cm) Velcro® belt with a D-Ring closure. Fits circumference up to 19" (48cm). Adjustable in height. For PB5622, PB5624, and PB5626.



#### PB3000 Planar Pad-10"Hx11"W PB3002 Planar Pad-10"Hx13"W

Cushioned pad covered with Neoprene®. Pad sizes: PB3000 10"Hx11"W (25x28cm) PB3002 10"Hx13"W (25x33cm).



#### PB3004 Form to Fit Pad-10"Hx11"W PB3006 Form to Fit Pad-10"Hx13"W

Form to fit pad can be custom fit to the user. Pad sizes: PB3004 10"Hx11"W (25x28cm) PB3006 10"Hx13"W (25x33cm).



#### PB5538, PB5540 Hip Supports

Keeps the hips in symmetrical alignment. Adjustable from PB5538 7"-13" (18-33cm) and PB5540 12"-18" (30-46cm) with fore/aft 4" (10cm). Pad size is 4.5"x4" (11x10cm). For planar pads only.



#### PA3011, PT30066 Pelvic Positioning Strap

2" (5cm) wide belt has a Velcro® belt with a D-Ring closure, provides hip stability for user. Fits circumference up to PA3011 29" (74cm) and PT30066 35" (89cm).



#### PA5610, PB5542 Pelvic Padded Positioning Strap

6"x10" (15x25cm) pad attached to a 2" (5cm) Velcro® belt with a D-Ring closure. Fits circumference up to PA5610 29" (74cm) and PB5542 35" (89cm).



#### PB3025, PB3026 Hygienic Cover

Washable slip on cover available in five different patterns. For planar pads PB3000 and PB3002.





**PB3027, PB3028 Hygienic Cover**

Washable slip on cover available in five different patterns. For form to fit pads PB3004 and PB3006.



**PA5710 Hygienic Cover**

Washable slip on cover available in five different patterns. For face aperture PB5638.



**P80809 Tool Pouch**

Holds the assembly tools provided with the stander. Attaches to unit with Velcro® straps.



**PA3006, PA3007, PA3041, PA3042 Planar Pad**

Cushioned pad covered with Neoprene®. Pad sizes:  
PA3006-5"Hx7"W (13x18cm)  
PA3007-5"Hx9"W (13x21cm)  
PA3041-7"Hx7"W (18x18cm)  
PA3042-7"Hx9"W (18x21cm)



**PB5628 Black Molded Tray-21"Lx24"W**

Tray provides anterior support. Adjustable in depth and height. Tray size is 21"Lx24"W (53x61cm).



**P80246 Angle Locator**

Magnetic angle locator can be utilized for standing progress and leg abduction.



**PA3079, PB3046, PA3081, PB3047 Form to Fit Pad**

Form to fit pad with extra sternum positioning. Built in lateral support that can be custom fit to the user. Pad sizes are:  
PA3079-5"Hx12"W (13x30cm)  
PB3046-6"Hx13"W (15x33cm)  
PA3081-7"Hx12"W (18x30cm)  
PB3047-10"Hx13"W (25x33cm)



**PB5630 Clear Tray-21"Lx24"W**

Tray provides anterior support. Adjustable in depth, height and tray angle. Tray size is 21"Lx24"W (53x61cm).



**PB5627 Lateral Supports**

Keeps the upper torso in symmetrical alignment. Adjustable range of 7"-12" (18-30cm) with 7"W planar pads, 9"-14" (23-36cm) with 9"W planar pads. For planar pads only.



**PT50156 Elbow Pad-9.25" Cutout**

Additional padded support surface on the black molded or clear tray. 9.25" (24cm) cutout width. Overall width 21.5" (55cm), pad extends back 3.75" (10cm) posterior from current table edge for additional upper body/extremity support.



**PA5610, PB5542 Upper Body Padded Positioning Strap**

6"x10" (15x25cm) pad attached to a 2" (5cm) Velcro® belt with a D-Ring closure. PA5610 fits circumference up to 29" (74cm), PB5542 fits circumference up to 35" (89cm).



**PT50160 Elbow Pad-11" Cutout**

Additional padded support surface on the black molded or clear tray. 11" (28cm) cutout width. Overall width 21.5" (55cm), pad extends back 3.75" (10cm) posterior from current table edge for additional upper body/extremity support.



**PA3028, PA3029, PA3045, PA3046 Hygienic Cover**

Washable slip on cover available in five different patterns. For planar pads PA3006, PA3007, PA3081, and PA3042.



**PY5582 Elbow Pad-13" Cutout**

Additional padded support surface on the black molded or clear tray. 13" (33cm) cutout width. Overall width 21.5" (55cm), pad extends back 3.75" (10cm) posterior from current table edge for additional upper body/extremity support.



**PA3086, PB3050, PA3088, PB3051 Hygienic Cover**

Washable slip on cover available in five different patterns. For form to fit pads PA3079, PB3046, PA3081, and PB3047.



**PT30093 Hygienic Padded Cover**

Washable slip on cover is padded and available in five different patterns.



**PB3049 Hygienic Cover for Lateral Supports**

Washable slip on cover available in five different patterns. For lateral supports PA5627.



**PNG50042 Hand Grips**

Provides additional arm and hand support and alignment. Easily movable for precise arm positioning. Attaches with suction cups.



**PB5638 Face Aperture-9"H**

Pad size is 9"Hx3"W (23x8cm). With a 7" (18cm) range from the upper body support, individual face aperture pads are adjustable. Supports the head.



**PB5632 Push Handle for Tray**

Makes pushing the stander easier for the caregiver and also aids in lifting and lowering the child. Required for dual control.



# EasyStand<sup>®</sup>

**Altimate Medical, Inc.**  
262 West First Street  
Morton, MN 56270 USA  
Tel: 800.342.8968 • 507.697.6393  
Fax: 877.342.8968 • 507.697.6900  
[info@easystand.com](mailto:info@easystand.com) • [easystand.com](http://easystand.com)

Standing technology should only be used under the guidance of a physician with recommendations for standing program protocol and any medical precautions. Standing programs should be monitored by the attending therapist.

AMI maintains a policy of continual product improvement and reserves the right to change features, specifications, and prices without prior notification. Check with AMI for latest information.

FORM ZINGCAT050918 REV C Copyright © 2018 Altimate Medical, Inc. All rights reserved. Printed in the USA.