



Multi-functional Bath Transfer System for use in home or facility without any bathroom modifications

ATTACHED ROLLING BASE OPTION FEATURES

- A rolling bath/shower positioning chair
- Anti-tippers for added safety and stability

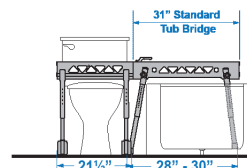
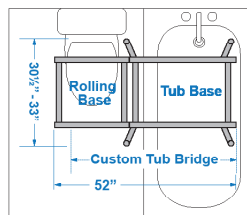


Tub Base Folds for Storage



FOLDABLE TRANSFER BASE OPTION FEATURES

- Foldable tub base makes storage easy
- Chair locks into position once transfer is complete
- SLIDER SAFE™ Auto-Stop Safety System™ keeps chair from coming off base
- Anti-tippers are now included



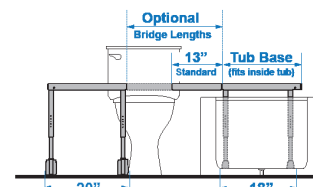
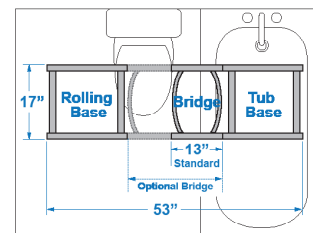
Transfer Base Diagram

Ultima Bath Chair with Foldable Transfer Base Option



COMPACT TRANSFER BASE OPTION FEATURES

- Compact, 18" x 18", tub base transfer frame that fits inside bathtub
- Standard removable 13" bridge
- Optional fixed bridge in 9" or 11" lengths
- Optional adjustable bridges from 13 1/2" to 17 3/4" or 17 1/2" to 21 3/4" lengths
- Locking system for added safety
- Anti-tippers are now included



Ultima Bath Chair with Compact Transfer Base Option

Tub Base Fits Inside Bathtub to allow Shower Door/Curtain to Close

Transfer Base Diagram

ORDER FORM FAX TO 310-305-1718 OR SUBMIT ONLINE

Dealer: _____ Marked For: _____ Account #: _____

Date: _____ PO#: _____ Ordered By: _____

Phone: _____ Fax: _____ E-mail: _____

Ship to address: _____

STANDARD FULL SYSTEM CONFIGURATION	WITH ATTACHED ROLLING BASE		WITH FOLDABLE TRANSFER BASE		WITH COMPACT TRANSFER BASE	
	BTUC-8135M \$2,370	BTUC-8145L \$2,410	BTUF-8130M \$4,995	BTUF-8140L \$4,995	BTUC-8131M \$4,995	BTUC-8141L \$4,995

CUSTOM CONFIGURATION (CHOOSE SEAT & BASE)	CHOOSE SEATING SIZE		CHOOSE TRANSFER BASE STYLE			
	BTUS-8130M \$2,545	BTUS-8140L \$2,545	BTF-5113 FOLDABLE BASE \$2,450		BTC-5101 COMPACT BASE \$2,450	

Product Size	S/M	L/XL	S/M	L/XL	S/M	L/XL
Weight Capacity	160 lb	180 lb	160 lb	180 lb	160 lb	180 lb
Seat Depth	13"	15"	13"	15"	13"	15"
Inside Seat Width	15"	17"	15"	17"	15"	17"
Back Height	27"	31"	27"	31"	27"	31"
Calf Length	13"	15"	13"	15"	13"	15"
Seat Height Range	23.5" - 27.5"	23.5" - 27.5"	23.5" - 27.5"	23.5" - 27.5"	23.5" - 26.5"	23.5" - 26.5"
Rolling Base Dimension	21"W x 19.5"D	21"W x 19.5"D	21.5"W x 21"D	21.5"W x 21"D	20"W x 17"D	20"W x 17"D
Rolling Base Inside Width	16"	16"	16"	16"	17"	17"
Rolling Base Height	17" - 21"	17" - 21"	15.5" - 19.5"	15.5" - 19.5"	15.5" - 18.5"	15.5" - 18.5"
Tub Base Width at Top	N/A	N/A	31"	31"	20"	20"
Tub Base Footprint Width	N/A	N/A	28" - 30"	28" - 30"	18"	18"
Tub Base Footprint Depth	N/A	N/A	31" - 33"	31" - 33"	17"	17"
Tub Base Height	N/A	N/A	13.5" - 19"	13.5" - 19"	14" - 17"	14" - 17"
Overall Length	N/A	N/A	52"	52"	53"	53"

OPTIONAL CALF AND BRIDGE LENGTH	BENT CALF SUPPORT		BRIDGE FOR COMPACT TRANSFER BASE ONLY			
	S/M	L/XL	Adjustable Length		Fixed Length	
	BTU-C8130 \$90	BTU-C8140 \$90	BTV-A5104 \$895	13.5" to 17.75"	BTV-A5109 \$465	9"
		BTV-A5105 \$895	17.5" to 21.75"	BTV-A5111 \$530	11"	

UPHOLSTERY	Stingray Gray (SG)	Lionfish Lavender (LL)	Beach Bubble Blue (BB)
------------	--------------------	------------------------	------------------------

ACCESSORIES (fit all sizes of bath chair unless noted)			
Detachable Armrests	BTZ-A5051		\$495
Footrests	BTZ-A5125	22° footplates (if seat to footrest length is >16")	\$360
	BTZ-A5525	90° footplates	\$360
Seat Angle Bracket	BTZ-A5126	Raise front of seat 2.5" - 3.5"	\$120
Head Support Pads	BCZ-A8875		\$155
Lateral Support Pads	BCZ-A8830		\$155
Positioning Belt	BCZ-A8835-G	For use on mesh cover	\$65
Pelvic Positioning Belt	BCZ-A8834		\$85
Rapid Dry Positioning Belt (can be used as pelvic and/or lap belts)	BCZ-A8836M	Fit range: 22" - 68"	\$245
	BCZ-A8836L	Fit range: 25" - 72"	\$245
Padded Abductor	BCUZ-A8818		\$110

ORDER FORM FAX TO 310-305-1718 OR SUBMIT ONLINE

Dealer: _____ Marked For: _____ Account #: _____

Date: _____ PO#: _____ Ordered By: _____

Phone: _____ Fax: _____ E-mail: _____

Ship to address: _____

STANDARD FULL SYSTEM CONFIGURATION	WITH ATTACHED ROLLING BASE		WITH FOLDABLE TRANSFER BASE		WITH COMPACT TRANSFER BASE	
	BTUAC-5135M \$2,470	BTUAC-5145L \$2,810	BTUAF-5130M \$5,250	BTUAF-5140L \$5,250	BTUAC-5131M \$5,250	BTUAC-5141L \$5,250

CUSTOM CONFIGURATION (choose seat & base)	CHOOSE SEATING SIZE		CHOOSE TRANSFER BASE STYLE			
	BTUAS-5130M \$2,800	BTUAS-5140L \$2,800	BTF-5113 FOLDABLE BASE \$2,450		BTC-5101 COMPACT BASE \$2,450	

Product Size	S/M	L/XL	S/M	L/XL	S/M	L/XL
Weight Capacity	160 lb	180 lb	160 lb	180 lb	160 lb	180 lb
Seat Depth	14"	17"	14"	17"	14"	17"
Inside Seat Width	14"	16"	14"	16"	14"	16"
Back Height	26"	30"	26"	30"	26"	30"
Calf Length	13.5"	15.5"	13.5"	15.5"	13.5"	15.5"
Seat Height Range	23.5" - 30.5"	23.5" - 30.5"	26" - 30"	26" - 30"	26.5" - 29.5"	26.5" - 29.5"
Rolling Base Dimension	21"W x 19.5"D	21"W x 19.5"D	21.5"W x 21"D	21.5"W x 21"D	20"W x 17"D	20"W x 17"D
Rolling Base Inside Width	16"	16"	16"	16"	17"	17"
Rolling Base Height	17" - 21"	17" - 21"	15.5" - 19.5"	15.5" - 19.5"	15.5" - 18.5"	15.5" - 18.5"
Tub Base Width at Top	N/A	N/A	31"	31"	20"	20"
Tub Base Footprint Width	N/A	N/A	28" - 30"	28" - 30"	18"	18"
Tub Base Footprint Depth	N/A	N/A	31" - 33"	31" - 33"	17"	17"
Tub Base Height	N/A	N/A	13.5" - 19"	13.5" - 19"	14" - 17"	14" - 17"
Overall Length	N/A	N/A	52"	52"	53"	53"

OPTIONAL SEAT AND BRIDGE LENGTH (seat cushion required when ordering hips pads/brackets)	VINYL SEAT CUSHION		BRIDGE FOR COMPACT TRANSFER BASE ONLY			
	S/M	L/XL	Adjustable Length		Fixed Length	
HIP PADS (each pad sold separately & SW hip brackets required)	BTUA-A5566M \$680	BTUA-A5566L \$680	BTV-A5104 \$895	13.5" to 17.75"	BTV-A5109 \$465	9"
SW HIP BRACKETS (each bracket sold separately)	BTUA-A5581M \$195	BTUA-A5581L \$215	BTV-A5105 \$895	17.5" to 21.75"	BTV-A5111 \$530	11"
	BTUA-A5572	\$220				

UPHOLSTERY	Stingray Gray (SG)	Lionfish Lavender (LL)	Beach Bubble Blue (BB)
------------	--------------------	------------------------	------------------------

ACCESSORIES (fits all sizes of bath chair unless noted)			
Detachable Armrests	BTZ-A5051		\$495
Footrests	BTZ-A5125	22° footplates (if seat to footrest length is >16")	\$360
	BTZ-A5525	90° footplates	\$360
Seat Angle Bracket	BTZ-A5126	Raise front of seat 2.5" - 3.5"	\$120
Head Support Pads	BCZ-A8875		\$155
Lateral Support Pads	BCZ-A8830		\$155
Positioning Belt	BCZ-A8835-G	For use on mesh cover	\$65
Pelvic Positioning Belt	BCZ-A8834		\$85
Rapid Dry Positioning Belt (can be used as pelvic and/or lap belts)	BCZ-A8836M	Fit range: 22" - 68"	\$245
	BCZ-A8836L	Fit range: 25" - 72"	\$245