

Rehab stroller **Swift**



- Solid seat and back rest for a comfortable and firm seat base
- Easy adjustments for simple use
- Backrest reclines to a relaxing position
- Grows a lot with the child due to the seat minimizer


The lightweight stroller – easy folding and quick transport




With seat minimizer
for the little ones

Rehab stroller **Swiftly**

Functions



Fold in no time:
Swiftly folds quickly and easily



Hip angle adjusts with a simple lever




Flip-up footrest for easy transfers




Continuously adjustable seat depth

Accessories (many more available)



Abduction block and grip rail



Butterfly / chest harness



Head pillow and lateral trunk support (rigid)



Sun and rain cover with leg blanket



Basket



Seat minimizer for very small children



Technical data	Swifty
Seat depth (with seat minimizer)	22 (17) - 28.5 cm / 8.6 (6.7) - 11.2"
Seat width (with seat minimizer)	34 cm (23 cm) / 13.4" (9")
Back height	62 cm / 24.4"
Min. shoulder height with seat minimizer	26 cm / 10.2"
Lower leg length (with seat minimizer)	16 (12) - 33 cm / 6.3 (4.7) - 13"
Hip angle	90° to 115°
Foot angle	90°
Seat tilt-in-space fix	+15°
Size of foot rest (w x d)	31 x 18 cm / 12.2 x 7.1"
Overall dimensions (w x h x l)	61 x 102 x 98 cm / 24 x 40.2 x 38.6"
Folded dimensions (w x h x l)	61 x 38 x 73 cm / 24 x 15 x 28.7"
Push bar height	80 - 119 cm / 31.5 - 46.9"
Wheel size swivel wheels (front)	7.5"
Wheel size (rear)	10"
Weight	12.4 kg / 27.3 lb
Carrying capacity	35 kg / 77.2 lb

Products & Accessories	item code
------------------------	-----------

Swifty rehab stroller standard version	6806
Swifty rehab stroller with transit tie-down kit	6806/31
Swifty rehab stroller with swivel lock front wheels	6807
Seat minimizer	6834