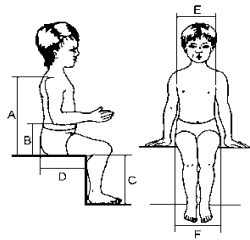


U.S. Suggested Retail Price List

January 2015

Account No. _____ Drop Ship: _____
 Date: _____ Name _____
 P.O. Number: _____ Address _____
 Buyer: _____ City _____
 Marked For: _____ State _____ Zip _____
 E Mail: _____ Tel. _____ Fax _____



A (Back height) _____
 B (Arm height) _____
 C (Lower leg length) _____
 D (Seat depth) _____
 E (Chest width) _____
 F (Seat width) _____

Features included in standard price:



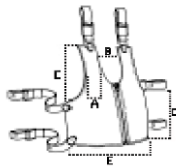
- Three sizes
- 4 height adjustable legs
- Tilt in space
- 4 locking white castors
- Holder for commode pan
- Removable splash guard

Please note: We are unable to accept returns or exchanges of hygiene products.

swan™	Description	Size	Part No.	Price
	Swan	size 5	87045	2,195 <input type="checkbox"/>
	Swan	size 6	87046	2,220 <input type="checkbox"/>
	Swan	size 7	87047	2,240 <input type="checkbox"/>
	Footrest (Requires Rod - See below)	6¼"x3½"	87124	200 <input type="checkbox"/>
	Footrest (Requires Rod - See below)	7¼"x4¾"	87123	200 <input type="checkbox"/>
	Footrest (Requires Rod - See below)	8¼"x5¼"	87125	200 <input type="checkbox"/>
	Rod for footrest	10"	87026	82 <input type="checkbox"/>
	Rod for footrest	14"	87027	82 <input type="checkbox"/>
	Rod for footrest	20"	87028	82 <input type="checkbox"/>
	Footrest straps, plastic lock, pair		36-8596	36 <input type="checkbox"/>
	Footrest straps, velcro, pair		36-8502	36 <input type="checkbox"/>
	Commode pan	size 5	880129	51 <input type="checkbox"/>
	Commode pan	size 6+7	880130	51 <input type="checkbox"/>
	Upholstery	size 5	87115	255 <input type="checkbox"/>
	Upholstery	size 6	87116	255 <input type="checkbox"/>
	Upholstery	size 7	87117	255 <input type="checkbox"/>

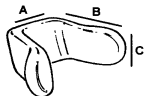
Swan
January 2015 Price List

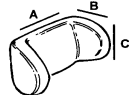


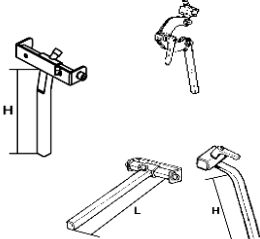
swan™	Description	Size	Part No.	Price
	Tray, PVC	size 5	87034	560 <input type="checkbox"/>
	Tray, PVC	size 6	87036	560 <input type="checkbox"/>
	Tray, wood	size 7	87037	560 <input type="checkbox"/>
	Push handle	one size	880110	140 <input type="checkbox"/>
	Vest 0 - A=1¼", B=2½", C=5½", D=3½", E=11"		89111-040	200 <input type="checkbox"/>
	Vest ¾ - A=1½", B=2½", C=5¾", D=4¼", E=12"		89111-07540	200 <input type="checkbox"/>
	Vest 1 - A=2¼", B=2½", C=7", D=5", E=13¼"		89111-140	200 <input type="checkbox"/>
	Vest 2 - A=2½", B=3½", C=9¼", D=5½", E=15½"		89111-240	200 <input type="checkbox"/>
	Vest 3 - A=2¾", B=4¼", C=11", D=5¾", E=18"		89111-340	200 <input type="checkbox"/>
	Vest 4 - A=2¾", B=6¾", C=13¾", D=7½", E=19"		89111-440	200 <input type="checkbox"/>

Swan Headrests

	HCPCS - E0955			
	Headrest Cushion			
<p>Head support 1 A=4", B=3½", C=5½"</p>  <p>Head support 2 A=6", B=3½", C=5½"</p>	Headrest 1, Gray PUR	6171000	205 <input type="checkbox"/>	
	Headrest 1, White PUR	6171500	205 <input type="checkbox"/>	
	Headrest 2, Gray PUR	6172000	205 <input type="checkbox"/>	
	Headrest 2, White PUR	6172500	205 <input type="checkbox"/>	
	Headrest 3, Gray PUR	6173000	205 <input type="checkbox"/>	
	Headrest 3, White PUR	6173500	205 <input type="checkbox"/>	
	Headrest 4, Gray PUR	6174000	205 <input type="checkbox"/>	
	Headrest 4, White PUR	6174500	205 <input type="checkbox"/>	

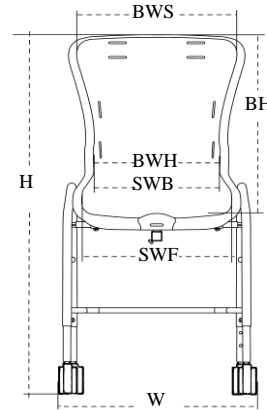
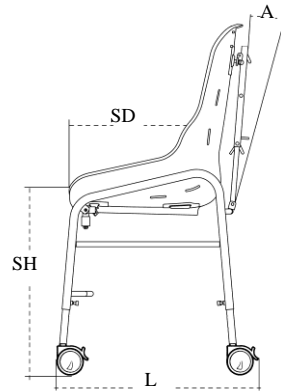
	Head support 3	
	A=4½", B=3½", C=6"	

	Head support 4	
	A=5½", B=3½", C=3"	

	HCPCS - E1028		
	Swing-away Bracket - Height, Depth, Angle & Lateral Adjustable		
	Turtle Bar System	98619-24	230 <input type="checkbox"/>
	Stainless Bar System, Straight, Height 9"	87583	230 <input type="checkbox"/>
	Stainless Bar System, Straight, Height 14½"	87585	230 <input type="checkbox"/>
	Stainless Swan Neck, 7½" Height, 4" Length	87580	200 <input type="checkbox"/>
Stainless Swan Neck, 13½" Height, 7¾" Length	87582	245 <input type="checkbox"/>	

swan™	Description	Size	Part No.	Price
-------	-------------	------	----------	-------

Measurements



	Size 5 cm (inch)	Size 6 cm (inch)	Size 7 cm (inch)
Height with wheels (H)	78-94 (30½-36¾")	86-102 (33½-39¾")	86-102 (33½-39¾")
Width with wheels (W)	53½ (20¾")	57½ (22½")	65½ (25½")
Length, with wheels (L)	57 (22")	62 (24¼")	62 (24¼")
Seat hgt, with wheels (SH)	48-64 (18½-25")	48-64 (18½-25")	48-64 (18½-25")
Back width, shoulders (BWS)	39 (15¼")	46 (18")	49 (19")
Back width, hips (BWH)	31 (12")	35½ (13¾")	43 (16¾")
Back height (BH)	48 (18½")	57 (22")	57 (22")
Seat width, back (SWB)	30 (11¾")	34 (13¼")	41 (16")
Seat width, front (SWF)	38 (14¾")	43 (16¾")	48 (18½")
Seat depth (SD)	38 (14¾")	46 (18")	46 (18")
Angle (A)	25°	20°	20°
Height, w/o wheels	69-85 (27-33¼")	77-93 (30-36¼")	77-93 (30-36¼")
Width w/o wheels	50 (19½")	54 (21½")	62 (24¼")
Length, w/o wheels	50 (19½")	55 (21½")	55 (21½")
Seat height, w/o wheels	39-55 (15¼-21½")	39-55 (15¼-21½")	39-55 (15¼-21½")
Weight	9,5 kg (21 lb)	10,5 kg (23 lb)	11,5 kg (25,5 lb)
Max. load	80 kg (176 lb)	90 kg (198 lb)	110 kg (242 lb)

NOTES