



Mustang[™]



Mustang is a highly adaptable walking aid for children and young adults which can be configured with anterior or posterior support to meet a wide range of walking needs. The Mustang is available in 4 sizes.

FRAME



140 - 600 cm



370 - 1250 mm



max. 1300 mm



max. 80 kg

Motivating the child to walk

The user is placed at the centre of the Mustang which provides core stability and enables the user to focus energy on walking

Easy to access

The Mustang has been constructed with accessibility in mind. The U-shaped frame and wrap around support, allows for easy access and transfer


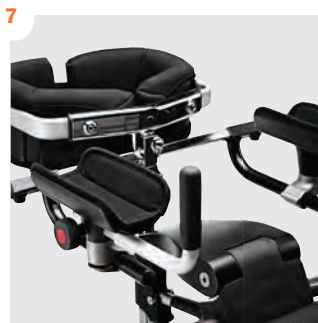


Natural walking pattern

The Mustang has an easy to adjust central bar for height and angle adjustment. A slight forward leaning position, combined with built-in suspension, stimulates the natural walking pattern

Accessories are easily added or removed for the carers convenience



Accessories



1 Chest support
8698x0

2 Cover
8698x0-x60

3 Extension piece
869225

4 Hand bar
86936x

5 Abdominal support
869260

6 Arm rests, anterior
86935x

7 Arm prompts
8693xx

8 Forearm positioner
869370

9 Sacrum support
86925x

10 Hip support, small
869220 or 869221

11 Hip supports on curved bar
869222 or 869232


12 Connecting rod
869226

Standard

You gain freedom of choice as the Mustang is delivered as standard without chest support and accessories



13




14



15



16



17




18



19



20



13 **Seat**
8691x0

14 **Sling seat**
86957x

15 **Leg pad**
869470

16 **Guide bar**
869510

17 **Storage pouch**
869560

18 **Storage bag**
869565

19 **Leg separator**
8694x0

20 **Ankle prompts**
8694xx