

DISTRIBUTOR/AGENT:	DATE OF ORDER:
	DATE OF DELIVERY:
	NAME OF THE ADDRESSEE/USER:



Please check off the interested products: ☒

MEASURES

☐ size Small

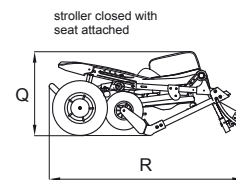
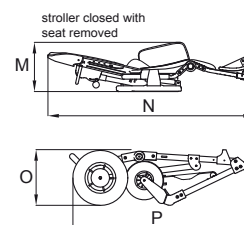
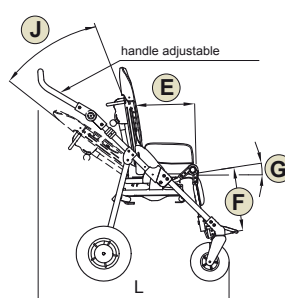
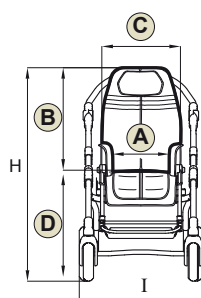
☐ size Medium

Frame colour: **anthracite**

Upholstery colour: ☐ pink

☐ light blue

☐ orange



With 869 base	Max. load cap.	A (cm)	B (cm)	C (cm)	D (cm)	E (cm)	F (cm)	G (degree)	J (degree)	H (cm)	I (cm)	L (cm)	M (cm)	N (cm)	O (cm)	P (cm)	Q (cm)	R (cm)	frame weight (kg)	seat weight (kg)	total weight (kg)
Small	35	20-30	52-62	37	52	20-30	14-30	0°-35°	35°	101-111	57	67-81	29	88	28	81	44	81	9,5	8,5	18
Medium	45	25-36	60-75	44	55	30-40	30-40	5°-30°	40°	113-127	62	79-92	34	112	30	93	-	-	10,5	11,5	22

SEAT UNIT, the only one with a tilt-in-space system incorporated in the seat

- HEADREST incorporated in the backrest: your child's head is always supported during the tilt adjustments of the seat and of the backrest, also without accessories.
- Rigid BACKREST, reclinable and adjustable in height. The hinge coincides with the child's pelvis physiological fulcrum.
- Tilt-in-space SEAT, adjustable in width and depth. Reversible (size Small, base 869).
- Fireproof, recyclable FABRIC. Colours durable and highly resistant to sweat, light, dry cleaning and washing. Maximum resistance to rubbing. Oeko-Tex Classe 1 Certificate - the highest reachable class for textile products intended for infants and children: for all fabrics that are in direct contact with the skin. A guarantee of quality and safety for health.
- Tip-up FOOTREST, flexion-extension adjustable, with legrest adjustable in height and tilt; the hinge coincides with the child's knee physiological fulcrum.

869 OUTDOOR four wheels base - CRASH TESTED ISO 7176/19 and ANSI RESNA WC/19

- foldable aluminium FRAME. Push-handle adjustable in tilt: adapts to the mother's height and reduces the encumbrance of the pushchair.
- Puncture proof WHEELS, light and easy to push on every surface: front 17 cm with directional locks; rear 25 cm (size Small) or 30 cm (size Medium), with shock absorbers and independent drum brakes.

856 - 851 indoor high-low bases, 850 indoor compact floor base

- Foldable FRAME in steel. Adjustable in height. It is easy and safe to use, thanks to a mechanism with a gas spring, hand lever (base 851) and foot pedal (base 856)
- 10 cm swivelling WHEELS with brakes (for base 856)
- 7.5 cm swivelling WHEELS with brakes (for base 851)



Attention!
Read carefully the user and
maintenance manual



Congratulations for choosing **ORMESA** !

BUG MODULAR SEATING SYSTEM technical specifications

Tested by BERLIN CERT GmbH and listed in the GERMAN HMV
(Technical Aids Listing)
Certified by CERAH France
FDA registered (USA)
CE Marked

ACCESSORIES	<div><div><div><div></div><div>863</div></div><div>Multadjustable Headrest with parietal supports</div></div><div></div></div>	<div><div><div><div></div><div>852</div></div><div>Headrest with parietal supports</div></div><div></div></div>	<div><div><div><div></div><div>942</div></div><div>Ergonomic headrest</div></div><div></div></div>	<div><div><div><div></div><div>934</div></div><div>Suspension headrest attachment. Only available for 863 headrest.</div></div><div></div></div>	<div><div><div><div></div><div>838</div></div><div>Adjustable lateral supports</div></div><div></div></div>	<div><div><div><div></div><div>868</div></div><div>Adjustable wrappable and flexible trunk supports</div></div><div></div></div>	<div><div><div><div></div><div>834</div></div><div>Padded abduction block</div></div><div></div></div>
	<div><div><div><div></div><div>834R</div></div><div>adjustable padded abduction block</div></div><div></div></div>	<div><div><div><div></div><div>853</div></div><div>Vest harness</div></div><div></div></div>	<div><div><div><div></div><div>903</div></div><div>Five point vest harness</div></div><div></div></div>	<div><div><div><div></div><div>906</div></div><div>Five point harness</div></div><div></div></div>	<div><div><div><div></div><div>894</div></div><div>45° pelvic belt</div></div><div></div></div>	<div><div><div><div></div><div>920</div></div><div>4 point belt</div></div><div></div></div>	<div><div><div><div></div><div>817</div></div><div>Leg straps</div></div><div></div></div>
	<div><div><div><div></div><div>827</div></div><div>Foot straps</div></div><div></div></div>	<div><div><div><div></div><div>839</div></div><div>Adjustable front handle</div></div><div></div></div>	<div><div><div><div></div><div>824</div></div><div>Adjustable transparent tray</div></div><div></div></div>	<div><div><div><div></div><div>824B</div></div><div>wide tray just for 850-851-856 indoor bases.</div></div><div></div></div>	<div><div><div><div></div><div>905</div></div><div>Hand brake for 869 base</div></div><div></div></div>	<div><div><div><div></div><div>935</div></div><div>Oxygen bottle holder. Maximum dimensions of the oxygen bottle: height 600 mm (valve included) – diameter 140 mm.</div></div><div></div></div>	<div><div><div><div></div><div>935</div></div><div>Oxygen bottle holder. Maximum dimensions of the oxygen bottle: height 600 mm (valve included) – diameter 140 mm.</div></div><div></div></div>
	<div><div><div><div></div><div>911</div></div><div>Vent tray</div></div><div></div></div>	<div><div><div><div></div><div>819</div></div><div>Canopy</div></div><div></div></div>	<div><div><div><div></div><div>825</div></div><div>Rain cover (to fix at the canopy 819) for 869 base</div></div><div></div></div>	<div><div><div><div></div><div>818</div></div><div>Thermal cover</div></div><div></div></div>	<div><div><div><div></div><div>892</div></div><div>Padded covering for footrest</div></div><div></div></div>	<div><div><div><div></div><div>854</div></div><div>Parasol: blue, orange, pink for 869 base</div></div><div></div></div>	<div><div><div><div></div><div>858</div></div><div>Net basket for 869 base</div></div><div></div></div>
	<div><div><div><div></div><div>921</div></div><div>Sibling rear footboard. For children of at least 15 months. Max. load 20 kg (44 Lbs.) For 869 base</div></div><div></div></div>	<div><div><div><div></div><div>922</div></div><div>Bottle holder for 869 base</div></div><div></div></div>	<div><div><div><div></div><div>891</div></div><div>Set of 4 tie down hooks for the forward-facing transport of the pushchair in a motor vehicle (private/cars, buses...). Only for 869 base</div></div><div></div></div>	<div><div><div><div></div><div>CRASH TESTED</div></div><div></div></div></div>	<div><div><div><div></div><div>850</div></div><div>indoor compact floor base</div></div><div></div></div>		
	<div><div><div><div></div><div>851</div></div><div>indoor high-low compact base</div></div><div></div></div>				<div><div><div><div></div><div>856</div></div><div>indoor high-low feeding base</div></div><div></div></div>		

For the accessories of the 856, 851, 850 bases, please refer to the appropriate order forms