

R82 Manatee

USD Retail Price List/ Order Form



Account #: _____ Purchase Order No.: _____ Date: _____
 Contact: _____ Mark For: _____

Bill To:	Ship To:
Address:	Address:
City/State/Zip:	City/State/Zip:
Phone:	Phone:
Email	Phone:

US Configuration

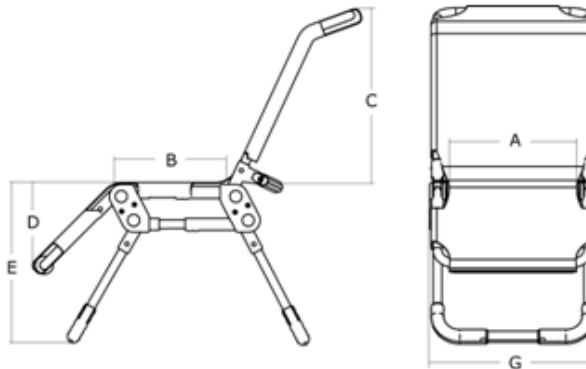
Effective: 04/30/2018 - Rev 2

- ☐ Manatee
- ☐ Head support
- ☐ Leg belts
- ☐ Frame



A (Back Height) _____
 B (Arm Height) _____
 C (Lower Leg Length) _____
 D (Seat Depth) _____
 E (Chest Width) _____
 F (Seat Width) _____
 G (Height-Seat to Top of Head) _____
 H (Shoulder Width) _____
 Age _____
 Weight _____

Measurements



Manatee

	Size 0 Inches	Size 1 Inches	Size 2 Inches	Size 3 Inches
Seat Width (A)	12¾"	12¾"	12¾"	15½"
Seat Depth (B)	8½ - 9¾"	11¾ - 14½"	15¼ - 18"	15½"-18¼"
Back Height (C)	16¾"	16¾"	22½"	25"
Lower Leg Length (D)	11"	11"	13¼"	13¼"
Seat Height (E)	5½ - 16¾"	5½ - 16¾"	5½ - 16¾"	5½-16¾"
Total Width (G)	16½"	16½"	16½"	19"
Length Folded	"40 - 43"	43 - 45¾"	53 - 55¾"	56-58¾"
Height Folded	5"	5"	5"	5"
Weight	12 lbs.	12 lbs.	13.25 lbs.	15½"
Max. Load	110 lbs.	110 lbs.	165 lbs.	165 lbs.

Measurements



Frames	Shower Frame	Bath Tub Frame
Width	23"	17"
Length	38¼"	28½" - 43¼"
Height	-	10½"
Height, Minimum	14¾"	-
Height, Minimum, with Chair	29¾"	-
Height, Middle	17"	-
Height, Middle, with Chair	32¾"	-
Height, Maximum	18¾"	-
Height, Maximum, with Chair	35¼"	-
Height, Folded	8"	-
Weight	17½ lbs.	4½ lbs.
Max. Load	165 lbs.	165 lbs.

Manatee Standard Features



- Manatee comes in 4 sizes; 0, 1, 2 or 3
- Head/Lateral Support
- Height Adjustable Foldable Frame
- Cover in Red or Blue Soft Nylon
- Belt for Waist/Hip
- HCPCS n/a for Manatee





Description	Size	Part No.	USD Price
Required, must select a color			
X = Color			
<input type="checkbox"/> Blue = 5			
<input type="checkbox"/> Red = 4			
<input type="checkbox"/> Manatee, Blue *	0	882005	\$700
<input type="checkbox"/> Manatee	1	88201X	\$700
<input type="checkbox"/> Manatee	2	88202X	\$700
<input type="checkbox"/> Manatee	3	88203X	\$765
<i>* Size 0 is only available in Blue</i>			

Frame	Description	Size	Part No.	USD Price
	<input type="checkbox"/> Basic Manatee Frame	One Size	882101	\$350
	<input type="checkbox"/> Rolling Shower Frame	One Size	882100	\$710
	<input type="checkbox"/> Wall Mount for Frame	One Size	882110	\$155
Required, must select a color				
X = Color				
<input type="checkbox"/> Blue = 5				
<input type="checkbox"/> Red = 4				
	<input type="checkbox"/> Net for Frame *	One Size	88210X	\$71
<i>*Custom order; Approx. lead time: 6-8 weeks</i>				


IMPORTANT: No returns or exchanges accepted for this product

Frame	Description	Size	Part No.	USD Price
	<input type="checkbox"/> Tub Slider without Manatee w/ Casters (W: 50") *	1, 2	MC6000PED	\$3,265
	<input type="checkbox"/> Tub Slider without Manatee w/ Casters (W: 50")	3	MC6200PED	\$3,980
	<input type="checkbox"/> Tub Slider with Manatee, Blue (W: 50") *	0	MC6000PED-1	\$3,870
	<input type="checkbox"/> Tub Slider with Manatee, Blue (W: 50") *	1	MC6000PED-2B	\$3,870
	<input type="checkbox"/> Tub Slider with Manatee, Blue (W: 50")	2	MC6000PED-3B	\$3,870
	<input type="checkbox"/> Tub Slider with Manatee, Red (W: 50") *	1	MC6000PED-2R	\$3,870
	<input type="checkbox"/> Tub Slider with Manatee, Red (W: 50") *	2	MC6000PED-3R	\$3,870
	<input type="checkbox"/> Tub Slider with Manatee, Blue (W: 30") *	0	5100TXPED-1	\$2,240
	<input type="checkbox"/> Tub Slider with Manatee, Blue (W: 30") *	1	5100TXPED-2B	\$2,240
	<input type="checkbox"/> Tub Slider with Manatee, Blue (W: 30") *	2	5100TXPED-3B	\$2,240
	<input type="checkbox"/> Tub Slider with Manatee, Red (W: 30") *	1	5100TXPED-2R	\$2,240
	<input type="checkbox"/> Tub Slider with Manatee, Red (W: 30") *	2	5100TXPED-3R	\$2,240

**Custom order; Approx. lead time: 6-8 weeks. Non-returnable item*

Accessories	Description	Measurements	Size	Part No.	USD Price
	Required, must select a color				
	X = Color				
	<input type="checkbox"/> Blue = 5				
	<input type="checkbox"/> Red = 4				
	<input type="checkbox"/> Head/Lateral Support		0, 1, 2	88301X	\$110
	<input type="checkbox"/> Head/Lateral Support		3	88306X	\$110
	<input type="checkbox"/> Torso Belt		0, 1, 2	88302X	\$77
	<input type="checkbox"/> Torso Belt		3	88307X	\$77
	<input type="checkbox"/> Leg Straps		0, 1, 2	88305X	\$77
	<input type="checkbox"/> Leg Straps		3	88310X	\$77
	<input type="checkbox"/> Pommel		0, 1, 2	88304X	\$97
	<input type="checkbox"/> Pommel *		3	88309X	\$97

**Pommel sz 3 in RED is a custom order; Approx. lead time: 6-8 weeks*

Spare Parts	Description	Measurements	Size	Part No.	USD Price
	<input type="checkbox"/> Belt for Waist/Hip		0, 1, 2	88303X	\$77
	<input type="checkbox"/> Belt for Waist/Hip		3	88308X	\$77
	Required, must select a color				
	X = Color				
	<input type="checkbox"/> Blue = 5				
	<input type="checkbox"/> Red = 4				
	<input type="checkbox"/> Cover *		0	882205	\$255
	<input type="checkbox"/> Cover		1	88221X	\$255
	<input type="checkbox"/> Cover		2	88222X	\$255
	<input type="checkbox"/> Cover		3	88223X	\$255

** Size 0 is only available in Blue*

IMPORTANT: No returns or exchanges accepted for this product

For shipping rates, please call 1-844-876-6245

12801 E Independence Blvd, Matthews, NC 28105 • 1-844-876-6245 • Web: www.r82.com

Prices in USD & is subject to change without notice