

# 2019 order form

Use dimension chart to select appropriate size.




		K660	
<b>* Frame</b> includes one battery, one battery charger and charger power cord (international power cords available on request)		K661	\$4,250 <input type="checkbox"/>
<b>* Color</b>		CHOOSE	Red <input type="checkbox"/>
			Blue <input type="checkbox"/>
			Gray <input type="checkbox"/>
			Lime <input type="checkbox"/>
			Pink <input type="checkbox"/>
<b>Scale</b> (must be chosen at the time of the original purchase. It cannot be added later.)		K662	\$1,005 <input type="checkbox"/>
<b>Odometer</b>		K663	\$165 <input type="checkbox"/>
<b>Front handle</b>		K665	\$320 <input type="checkbox"/>
<b>Switch pole</b>		K666	\$215 <input type="checkbox"/>
<b>Arm supports</b> (pair)	CHOOSE	Small arm prompts	K305 \$450 <input type="checkbox"/>
		Large arm prompts	K315 \$520 <input type="checkbox"/>
		Arm platforms	K397 \$335 <input type="checkbox"/>
		<b>New!</b> Arm platforms with handgrips	K396 \$385 <input type="checkbox"/>
<b>Hip positioner</b>	CHOOSE	Small	K667 \$280 <input type="checkbox"/>
		Large	K668 \$310 <input type="checkbox"/>
<b>Hip positioner pad</b>	CHOOSE	Small	K541 \$98 <input type="checkbox"/>
		Large	K542 \$130 <input type="checkbox"/>
<b>Pelvic support</b>	CHOOSE	Small	K306 \$230 <input type="checkbox"/>
		Medium	K316 \$255 <input type="checkbox"/>
		Large	K326 \$270 <input type="checkbox"/>
<b>Thigh straps</b>	CHOOSE	Narrow	K308 \$71 <input type="checkbox"/>
		Wide	K338 \$71 <input type="checkbox"/>
<b>Ankle prompts</b>		K684	\$190 <input type="checkbox"/>
<b>Additional battery</b>		K307	\$130 <input type="checkbox"/>
<b>Additional thigh straps</b>	CHOOSE	Narrow single	K318 \$35 <input type="checkbox"/>
		Narrow pair	K308 \$71 <input type="checkbox"/>
		Wide single	K328 \$35 <input type="checkbox"/>
		Wide pair	K338 \$71 <input type="checkbox"/>
<b>Removable back belt</b>		K327	\$55 <input type="checkbox"/>
<b>Rifton accessories tote</b>		K522	\$100 <input type="checkbox"/>
<b>Total</b>		<b>K660</b>	<b>\$ _____</b>

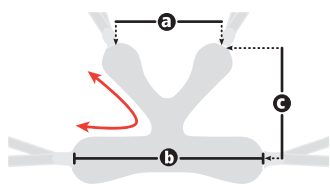
\* Required

**FREE SHIPPING**

# E-Pacer dimensions

User dimensions (inches)	K660
Girth	22 min–60 max
 <p><b>Key user dimension: girth</b></p> <p><b>Important:</b> User's weight or height must not exceed: 350 lbs or 77 inches</p>	
Item dimensions (inches)	K660 E-Pacer
Overall length	44¾
Overall width	31½–51¾
Overall height	32¾–59
E-Pacer frame weight (lbs)	72
Turning diameter	50
Floor to top of base leg for furniture clearance	8¾
Min. user armpit height (when standing or ambulating)	31½
Max. user height (when standing or ambulating)	77
Max. working load (lbs)	350

## Pelvic support

User dimensions (inches) Indicated by the red arrow below			
<b>Key user dimension:</b> half of thigh circumference measured at the groin.			
K306 small	K316 med.	K326 large	
6–10	8–14	10–18	
			
Product dimensions (inches)			
K306 small	K316 med.	K326 large	
<b>a</b>	8½	12	13½
<b>b</b>	16	20	25
<b>c</b>	9	12	14

The E-Pacer comes in your choice of five colors.



Red



Blue



Gray

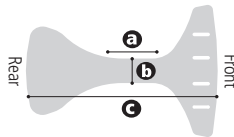


Lime



Pink

## Hip positioner

Dimensions (inches) – without pad		
		
	K667 small	K668 large
<b>a</b> Crotch length	2½	3½
<b>b</b> Width	1¼	1¾
<b>c</b> Length	9	11